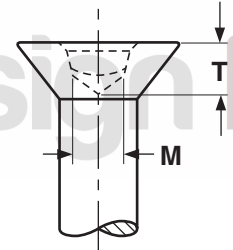
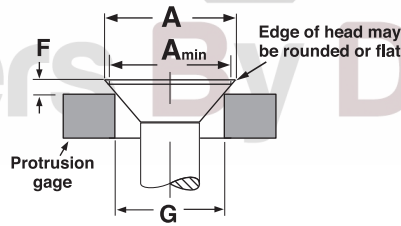
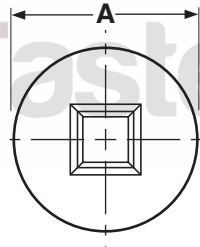


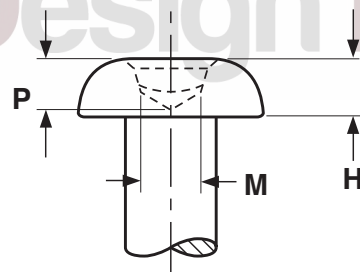
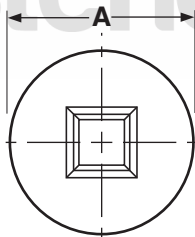
# SELF-TAPPING SCREWS

## HEAD DIMENSIONS Square; Flat & Pan



SQUARE RECESS FLAT HEADS										ASME B18.6.3—2013
Nominal Size or Basic Screw Diameter		A		M	F		G	T		Driver Size
		Head Diameter		Recess Across the Flats	Protrusion Above Gauging Diameter		Gauging Diameter	Recess Penetration Gauging Depth		
		Max	Min	Ref	Max	Min		Max	Min	
4	.1120	.212	.191	.070	.032	.019	0.172	.038	.028	0
6	.1380	.262	.238	.091	.036	.021	0.220	.055	.040	1S
8	.1640	.312	.285	.112	.039	.023	0.267	.063	.048	2S
10	.1900	.362	.333	.112	.042	.025	0.313	.075	.060	2R
12	.2160	.412	.380	.133	.045	.027	0.362	.095	.080	3R
14	.2420	.462	.427	.133	.050	.029	0.410	.095	.080	3R
1/4	.2500	.477	.442	.133	.050	.029	0.424	.095	.080	3R
5/16	.3125	.597	.556	.191	.057	.034	0.539	.100	.085	4R

This type of recess has a square center opening, slightly tapered side walls and a conical bottom.



SQUARE RECESS PAN HEADS FOR SELF-TAPPING SCREWS										ASME B18.6.3—2013
Nominal Size or Basic Screw Diameter		A		H		M	Driver Size	P		
		Head Diameter		Head Height		Recess Across Flats		Penetrating Gauging Depth		
		Max	Min	Max	Min	Ref		Max	Min	
2	.0860	.167	.155	.062	.053	.050	00	.033	.028	
4	.1120	.219	.205	.080	.070	.070	0	.038	.028	
6	.1380	.270	.256	.097	.087	.091	1R	.065	.050	
8	.1640	.322	.306	.115	.105	.112	2R	.075	.060	
10	.1900	.373	.357	.133	.122	.112	2R	.075	.060	
12	.2160	.425	.407	.151	.139	.133	3R	.095	.080	
14	.2420	.476	.457	.169	.156	.133	3R	.095	.080	
1/4	.2500	.492	.473	.175	.162	.133	3R	.095	.085	

This type of recess has a square center opening, slightly tapered side walls and a conical bottom.