
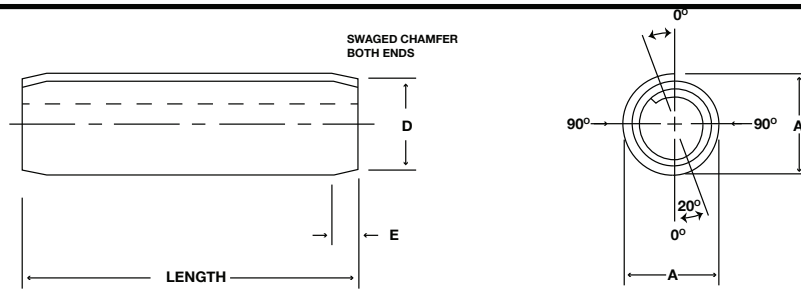


SPRING PINS

METRIC & INCH
STEEL & STAINLESS



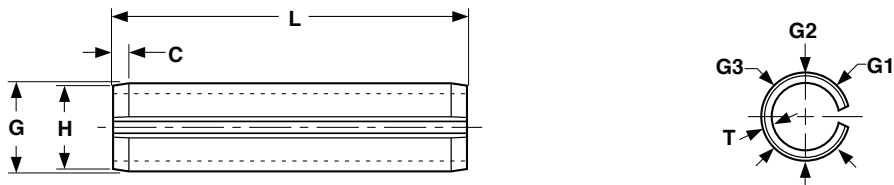
KANEBRIDGE
CORPORATION



COILED

COILED SPRING PINS — STANDARD DUTY										ASME B18.8.2 (2010)	
Nominal Size or Basic Pin Diameter		A		D	E	Recommended Hole Size		Double Shear Load			
		Pin Diameter		Chamfer Diam.	Chamfer Length	Recommended Hole Size		SAE 1070-1095 & SAE 51420 Steel	303 Stainless		
		Max	Min	Max	Ref	Max	Min				
1/16	0.062	0.072	0.067	0.059	0.028	0.065	0.061	330	265		
5/64	0.078	0.088	0.083	0.075	0.032	0.081	0.077	550	425		
3/32	0.094	0.105	0.099	0.091	0.038	0.097	0.093	775	600		
1/8	0.125	0.138	0.131	0.121	0.044	0.129	0.124	1,400	1,100		
5/32	0.156	0.171	0.163	0.152	0.048	0.160	0.155	2,200	1,700		
3/16	0.188	0.205	0.196	0.182	0.055	0.192	0.185	3,150	2,400		
7/32	0.219	0.238	0.228	0.214	0.065	0.224	0.217	4,200	3,300		
1/4	0.250	0.271	0.260	0.243	0.065	0.256	0.247	5,500	4,300		
5/16	0.312	0.337	0.324	0.304	0.080	0.319	0.308	8,700	6,700		
3/8	0.375	0.403	0.388	0.366	0.095	0.383	0.370	12,600	9,600		

Tolerance on Length	Nominal Pin Size	Nominal Pin Length		
		Up to 2", incl.	Over 2 to 3", incl.	Over 3"
	1/16 thru 3/8		± 0.010	± 0.015



SLOTTED

SPRING PINS, SLOTTED TYPE - CARBON STEEL										ASME B18.8.2	
Nominal Size or Basic Pin Diameter		G		H	C		T	Recommended Hole Size		Double Shear Load, Min, lbs.	
		Pin Diameter		Chamfer Diameter	Chamfer Length		Wall Thickness	Recommended Hole Size		SAE 1070-1095 steel & 420 Stainless	300 series Stainless
		Max*	Min**	Max	Max	Min	Basic	Max	Min		
1/16	.062	0.069	0.066	0.059	0.028	0.007	0.012	0.065	0.062	430	250
5/64	.078	0.086	0.083	0.075	0.032	0.008	0.018	0.081	0.078	800	460
3/32	.094	0.103	0.099	0.091	0.038	0.008	0.022	0.097	0.094	1,150	670
1/8	.125	0.135	0.131	0.122	0.044	0.008	0.028	0.129	0.125	1,875	1,090
5/32	.156	0.167	0.162	0.151	0.048	0.010	0.032	0.160	0.156	2,750	1,600
3/16	.188	0.199	0.194	0.182	0.055	0.011	0.040	0.192	0.187	4,150	2,425
7/32	.219	0.232	0.226	0.214	0.065	0.011	0.048	0.224	0.219	5,850	3,400
1/4	.250	0.264	0.258	0.245	0.065	0.012	0.048	0.256	0.250	7,050	4,100
5/16	.312	0.330	0.321	0.306	0.080	0.014	0.062	0.318	0.312	10,800	6,300
3/8	.375	0.395	0.385	0.368	0.095	0.016	0.077	0.382	0.375	16,300	9,500
7/16	.438	0.459	0.448	0.430	0.095	0.017	0.077	0.445	0.437	19,800	11,500
1/2	.500	0.524	0.513	0.485	0.110	0.025	0.094	0.510	0.500	27,100	15,800

Tolerance on Length	Nominal Pin Length			
	Up to 1 in., Incl.	Over 1 to 2 in., Incl.	Over 2 to 3 in., Incl.	Over 3 to 4 in., Incl.
		± 0.015	± 0.020	± 0.025

*Maximum diameter shall be checked using a "GO" ring gauge.
 **Minimum diameter shall be equal to average of three diameters measured at points as illustrated above: $G_{min} = G1 + G2 + G3$



NEW

COILED
(Steel Black & Oiled)
104 Sizes Available



SLOTTED
(Steel Black & Oiled)
165 Sizes Available



SLOTTED
(Steel Zinc)
148 Sizes Available



SLOTTED
(18-8 Stainless)
155 Sizes Available



SLOTTED
(420 Stainless Steel)
98 Sizes Available



METRIC

SLOTTED
(Steel Thermal Black)
180 Sizes Available



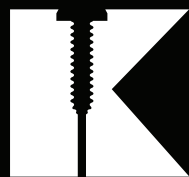
MILITARY

SLOTTED
(Zinc Phosphate)
93 Sizes Available

..... **OVER 800**

SPRING PINS

AVAILABLE FOR SAME-DAY SHIPPING!



**KANEBRIDGE
CORPORATION**

New Jersey | Illinois | California

T: (800) 222-9221 sales@kanebridge.com

F: (201) 337-2301 www.kanebridge.com