

[Table of Contents](#)



RIVETS
INCLUDING
DRIVE PINS & RIVET NUTS

Blind Rivets, Rivet Tools & Threaded Inserts

Stainless, Aluminum, Steel, Copper & Nylon

(Page numbers are from the 2017 Source Book)

STAINLESS STEEL

STANDARD BLIND RIVETS

Stainless Body-Stainless Mandrel

Dome Head, 18-8.....	138
Large Flange, 18-8.....	138

Stainless Body-Steel Mandrel

Countersunk	138
Dome Head	138
Large Flange	138

Closed End, All Stainless

Dome Head, 18-8.....	139
----------------------	-----

ORLOCK™ HI-STRENGTH DOUBLE-LOCK

All Stainless

Dome Head, 18-8.....	139
----------------------	-----

STRUCTURAL RIVETS

All Stainless

Protruding Head	139
-----------------------	-----

DRIVE PIN RIVETS

Aluminum Body-Stainless Pin

Brazier Head	139
Countersunk	139
Universal Head.....	139

BLIND THREADED INSERTS (RIVET NUTS)

303 Stainless

Small Head.....	139
-----------------	-----

ALUMINUM / STEEL / COPPER / NYLON

STANDARD BLIND RIVETS

Aluminum Body-Aluminum Mandrel

Dome Head	313
Large Flange	313
Countersunk	313

Aluminum Body-Steel Mandrel

Dome Head	313
Large Flange	314
Countersunk	314

Steel Body-Steel Mandrel

Dome Head	314
Large Flange	314
Countersunk	315

Copper Body-Steel Mandrel

Dome Head	315
-----------------	-----

Copper Body-Brass Mandrel

Dome Head	315
-----------------	-----

Closed End, All Aluminum

Dome Head	315
-----------------	-----

Closed End, Aluminum Body-Steel Mandrel

Dome Head	315
Countersunk	315

Closed End, Steel Body-Steel Mandrel

Dome Head	315
-----------------	-----

MULTI-GRIP RIVETS

Aluminum Body-Steel Mandrel

Countersunk	316
Large Flange	316
Low Profile.....	316
Dome Head	317
Brazier Head	317

Steel Body-Steel Mandrel

Countersunk	317
Dome Head	317
Large Flange	318
Low Profile.....	318

STRUCTURAL RIVETS

Protruding Head

All Aluminum	318
All Steel	318

ORLOCK High Strength Double-Locking RIVETS

Aluminum Body-Aluminum Mandrel

Countersunk	318
Dome Head	318

Steel Body-Steel Mandrel

Countersunk	319
Dome Head	319

3-STAR™ Bulb Type Rivets, Dome Hd

All Aluminum, Plain	319
All Aluminum, Black Anodized	319

DRIVE PIN RIVETS

All Aluminum

Universal Head	319
Brazier Head	320
Liner Head.....	320
Countersunk Head.....	320
Brazier Head, Masonry	320

All Steel

Universal Head	320
----------------------	-----

Tamper-Resistant All-Aluminum

Protruding Head	321
-----------------------	-----

All Nylon

Flat Head	321
Mushroom Head	321
Round Head	321
Truss Head	
White	321
Beige	321
Grey.....	322

Nylon and Steel

Mushroom Head	322
Round Head	322
Truss Head	322

BLIND THREADED INSERTS (RIVET NUTS)

Small Head Ribbed

Aluminum.....	322
Steel Zinc Yellow	323

Small Head

Aluminum.....	323
Steel Zinc Yellow	323
303 Stainless.....	323

Flat Head Ribbed

Aluminum.....	324
Steel Zinc Yellow	324

Flat Head

Aluminum.....	324
Steel Zinc Yellow	324

RIVET TOOLS & TOOL PARTS

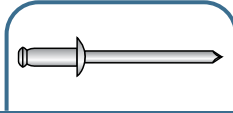
Replacement Shaft	324
Replacement Jaws	325
Replacement Nose Pieces	325
Rivet Hand Gun, Heavy Duty	325
Rivet Hand Gun, Light Weight	325

METRIC

RIVET NUTS (Pg. 49 in 2017 Source Book)

Hex Body Thin Head, Steel Z Yel ...	326
Round Ribbed Body	
Small Head, Steel Z Yel	326
Large Flange, Steel Z Yel	326
Round Body Large Flange	
Aluminum	326
Steel Zinc Yellow	326

Body: 18-8 Stainless
Mandrel: 18-8 Stainless



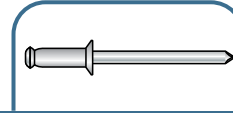
Part Number Comparison
at www.kanebridge.com

DOME HEAD
ALL STAINLESS BLIND RIVETS

Manufactured to SAE J-1200 specifications

Part #	Diameter x Grip Range	Ctn Qty	Wght Lbs/M	Part #	Diameter x Grip Range	Ctn Qty	Wght Lbs/M
SSDSS32	3/32X.03-12	1,000	1.45	SSDSS62	3/16X.06-12	500	7.10
SSDSS34	3/32X.12-25	1,000	1.80	SSDSS63	3/16X.12-18	2,000	7.92
				SSDSS64	3/16X.18-25	500	7.49
SSDSS40	1/8X.01-03	1,000	2.60	SSDSS66	3/16X.25-37	500	8.35
SSDSS41	1/8X.02-06	1,000	2.65	SSDSS68	3/16X.37-50	500	8.97
SSDSS42	1/8X.06-12	1,000	2.70	SSDSS610	3/16X.50-62	300	10.12
SSDSS43	1/8X.12-18	1,000	3.00	SSDSS612	3/16X.62-75	300	10.80
SSDSS44	1/8X.18-25	1,000	3.10	SSDSS614	3/16X.75-87	2,000	13.20
SSDSS45	1/8X.25-31	500	3.30	SSDSS616	3/16X.876-1.0	2,000	22.00
SSDSS46	1/8X.31-37	500	3.50				
SSDSS48	1/8X.37-50	500	3.80	SSDSS82	1/4X.02-12	2,000	15.40
				SSDSS84	1/4X.12-25	250	15.02
SSDSS52	5/32X.02-12	500	4.53	SSDSS86	1/4X.25-37	250	16.20
SSDSS53	5/32X.12-18	500	4.90	SSDSS88	1/4X.37-50	250	17.40
SSDSS54	5/32X.18-25	500	5.15	SSDSS810	1/4X.50-62	2,000	20.00
SSDSS56	5/32X.25-37	500	5.75	SSDSS812	1/4X.62-75	2,000	20.50
SSDSS58	5/32X.37-50	500	6.32				
SSDSS510	5/32X.50-62	500	7.03				

Body: 300 Series Stainless
Mandrel: Carbon Steel



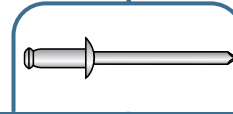
Part Number Comparison
at www.kanebridge.com

COUNTERSUNK HEAD
STAINLESS STEEL - STEEL BLIND RIVETS

Manufactured to SAE J-1200 specifications

Part #	Diameter x Grip Range	Ctn Qty	Wght Lbs/M	Part #	Diameter x Grip Range	Ctn Qty	Wght Lbs/M
SSCS42	1/8X.06-12	10,000	3.00	SSCS64	3/16X.12-25	5,000	7.60
SSCS43	1/8X.12-18	10,000	3.10				
SSCS44	1/8X.18-25	10,000	3.30				

Body: 18-8 Stainless
Mandrel: Carbon Steel



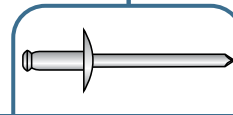
Part Number Comparison
at www.kanebridge.com

DOME HEAD
STAINLESS STEEL - STEEL BLIND RIVETS

Manufactured to SAE J-1200 specifications

Part #	Diameter x Grip Range	Ctn Qty	Wght Lbs/M	Part #	Diameter x Grip Range	Ctn Qty	Wght Lbs/M
SSDS41	1/8X.02-06	10,000	2.60	SSDS62	3/16X.06-12	5,000	7.40
SSDS42	1/8X.06-12	10,000	3.00	SSDS63	3/16X.12-18	4,000	7.92
SSDS43	1/8X.12-18	10,000	3.10	SSDS64	3/16X.12-25	5,000	8.40
SSDS44	1/8X.18-25	10,000	3.20	SSDS66	3/16X.25-37	5,000	8.80
SSDS45	1/8X.25-31	10,000	3.60	SSDS68	3/16X.37-50	4,000	9.75
SSDS46	1/8X.31-37	10,000	3.50	SSDS610	3/16X.50-62	4,000	11.00
SSDS48	1/8X.37-50	10,000	3.60	SSDS612	3/16X.62-75	4,000	11.75
				SSDS614	3/16X.75-87	2,000	13.20
SSDS52	5/32X.06-12	8,000	5.00	SSDS616	3/16X.876-1.0	2,000	22.00
SSDS53	5/32X.12-18	6,500	5.06				
SSDS54	5/32X.12-25	8,000	5.25	SSDS82	1/4X.02-12	2,000	15.40
SSDS56	5/32X.25-37	5,000	5.80	SSDS84	1/4X.12-25	1,500	17.18
SSDS58	5/32X.37-50	4,000	6.60	SSDS86	1/4X.25-37	1,500	19.36
SSDS510	5/32X.50-62	3,500	7.48	SSDS88	1/4X.37-50	1,500	20.80
				SSDS810	1/4X.50-62	1,500	22.00
				SSDS812	1/4X.62-75	1,500	23.54

Body: 18-8 Stainless Steel
Pin: Carbon Steel



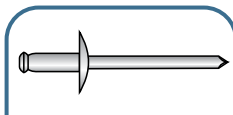
Part Number Comparison
at www.kanebridge.com

LARGE FLANGE DOME HEAD
BLIND RIVETS

Manufactured to SAE J-1200 specifications

Part #	Diameter x Grip Range	Ctn Qty	Wght Lbs/M	Part #	Diameter x Grip Range	Ctn Qty	Wght Lbs/M
SSDS41L	1/8X.02-05	8,000	3.30	SSDS62L	3/16X.02-12	3,000	11.22
SSDS42L	1/8X.03-12	10,000	3.30	SSDS63L	3/16X.12-18	3,000	11.88
SSDS43L	1/8X.12-18	10,000	3.50	SSDS64L	3/16X.06-25	3,000	10.67
SSDS44L	1/8X.18-25	10,000	3.60	SSDS66L	3/16X.25-37	3,000	11.33
SSDS45L	1/8X.25-31	6,000	3.96	SSDS68L	3/16X.37-50	3,000	11.67
SSDS46L	1/8X.31-37	5,000	4.18	SSDS610L	3/16X.50-62	2,000	13.00
SSDS48L	1/8X.37-50	5,000	4.40	SSDS612L	3/16X.62-75	2,000	14.50
				SSDS614L	3/16X.75-87	1,500	17.16
SSDS52L	5/32X.02-12	4,000	6.38	SSDS616L	3/16X.876-1.0	1,500	18.70
SSDS53L	5/32X.12-18	4,000	5.60				
SSDS54L	5/32X.18-25	3,500	7.04				
SSDS56L	5/32X.25-37	3,500	7.48				
SSDS58L	5/32X.37-50	3,000	7.92				
SSDS510L	5/32X.50-62	3,000	8.80				

Body: 18-8 Stainless
Mandrel: 18-8 Stainless



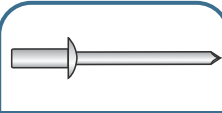
Part Number Comparison
at www.kanebridge.com

LARGE FLANGE DOME HEAD
ALL STAINLESS BLIND RIVETS

Manufactured to SAE J-1200 specifications

Part #	Diameter x Grip Range	Ctn Qty	Wght Lbs/M	Part #	Diameter x Grip Range	Ctn Qty	Wght Lbs/M
SSDSS42L	1/8X.03-12	10,000	3.30	SSDSS62L	3/16X.02-12	3,000	11.22
SSDSS43L	1/8X.12-18	10,000	3.50	SSDSS63L	3/16X.12-18	3,000	11.88
SSDSS44L	1/8X.18-25	10,000	3.39	SSDSS64L	3/16X.18-25	3,000	9.55
SSDSS45L	1/8X.25-31	5,000	4.40	SSDSS66L	3/16X.25-37	3,000	11.00
SSDSS46L	1/8X.31-37	5,000	4.18	SSDSS68L	3/16X.37-50	2,000	11.12
SSDSS48L	1/8X.37-50	5,000	4.40	SSDSS610L	3/16X.51-62	2,000	12.28
				SSDSS612L	3/16X.62-75	2,000	13.05
SSDSS52L	5/32X.02-12	4,000	6.38				
SSDSS53L	5/32X.12-18	4,000	6.60				
SSDSS54L	5/32X.18-25	3,500	7.04				
SSDSS56L	5/32X.25-37	3,500	7.48				
SSDSS58L	5/32X.37-50	3,000	7.92				
SSDSS510L	5/32X.50-62	3,000	8.80				

Body: 18-8 Stainless
Mandrel: 18-8 Stainless



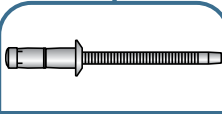
Part Number Comparison
at www.kanebridge.com

DOME HEAD CLOSED END ALL STAINLESS BLIND RIVETS

Manufactured to IFI-126 specifications

Part #	Diameter x Grip Range	Ctn Qty	Wght Lbs/M	Part #	Diameter x Grip Range	Ctn Qty	Wght Lbs/M
SSDSSC42	1/8X.06-.12	1,000	2.67	SSDSSC62	3/16X.02-.12	500	6.76
SSDSSC43	1/8X.12-.18	1,000	2.76	SSDSSC64	3/16X.18-.25	500	7.32
SSDSSC44	1/8X.18-.25	1,000	2.94	SSDSSC66	3/16X.25-.37	500	8.54

Body: 18-8 Stainless Steel
Mandrel: 18-8 Stainless Steel

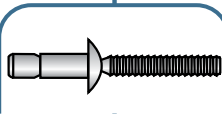


DOME ORLOCK® HIGH STRENGTH BLIND RIVETS

Double Locking, Water Resistant, Vibration Proof
All items are available on a special order basis & not regularly in stock

Part #	Diameter x Grip Range	Ctn Qty	Wght Lbs/M	Part #	Diameter x Grip Range	Ctn Qty	Wght Lbs/M
LN64105P	1/4X.07-.19	2,000	19.30	LN64165P	1/4X.27-.42	2,000	22.12
LN64125P	1/4X.15-.27	2,000	20.11	LN64185P	1/4X.35-.50	2,000	23.32
LN64145P	1/4X.19-.35	2,000	21.13				

Body: Stainless
Mandrel: Stainless



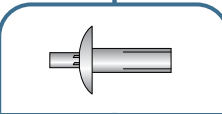
Part Number Comparison
at www.kanebridge.com

PROTRUDING HEAD STRUCTURAL HIGH STRENGTH BLIND RIVETS

*Body: 300-series Stainless Steel
*Mandrel: 300-series Stainless Steel

Part #	Diameter x Grip Range	Ctn Qty	Wght Lbs/M	Part #	Diameter x Grip Range	Ctn Qty	Wght Lbs/M
PSS86	1/4X.080-.375	500	19.00	PSS810	1/4X.350-.625	250	22.25

Body: Aluminum Alloy*
Pin: Stainless Steel*



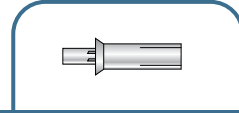
Part Number Comparison
at www.kanebridge.com

BRAZIER HEAD METAL TO METAL DRIVE PIN RIVETS

Body: *Aluminum Alloy 2117 H15 or equivalent (all diameters)
Pin: *302 Series Stainless (1/8" diameter)

Part #	Diameter x Nom. Grip	Ctn Qty	Wght Lbs/M	Part #	Diameter x Nom. Grip	Ctn Qty	Wght Lbs/M
05094ABSS	1/8X3/32	1,000	1.36	05219ABA	1/8X7/32	1,000	1.32
05125ABA	1/8X1/8	1,000	1.13	05250ABA	1/8X1/4	1,000	1.38
05156ABA	1/8X5/32	1,000	1.19	05281ABA	1/8X9/32	1,000	1.44
05188ABA	1/8X3/16	1,000	1.26				

Body: Aluminum Alloy*
Pin: Stainless Steel*



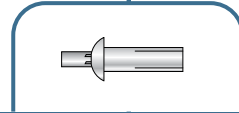
Part Number Comparison
at www.kanebridge.com

COUNTERSUNK HEAD METAL TO METAL DRIVE PIN RIVETS

Body: *Aluminum Alloy 117 H15 or equivalent
Pin: *302 Series Stainless

Part #	Diameter x Nom. Grip	Ctn Qty	Wght Lbs/M	Part #	Diameter x Nom. Grip	Ctn Qty	Wght Lbs/M
05094ACSS	1/8X3/32	1,000	0.93	07219ACSS	5/32X7/32	1,000	1.48
05125ACSS	1/8X1/8	1,000	0.99	07250ACSS	5/32X1/4	1,000	1.56
05156ACSS	1/8X5/32	1,000	1.05	07281ACSS	5/32X9/32	1,000	1.64
05188ACSS	1/8X3/16	1,000	1.11	07312ACSS	5/32X5/16	1,000	1.70
05219ACSS	1/8X7/32	1,000	1.17	07344ACSS	5/32X11/32	1,000	1.78
05250ACSS	1/8X1/4	1,000	1.23	07375ACSS	5/32X3/8	1,000	1.86
05281ACSS	1/8X9/32	1,000	1.30	07406ACSS	5/32X13/32	1,000	1.94
05312ACSS	1/8X5/16	1,000	1.36	07437ACSS	5/32X7/16	1,000	1.93
05344ACSS	1/8X11/32	1,000	1.42	07469ACSS	5/32X15/32	1,000	2.07
05375ACSS	1/8X3/8	1,000	1.49	07500ACSS	5/32X1/2	1,000	2.14
05406ACSS	1/8X13/32	1,000	1.55	07531ACSS	5/32X17/32	1,000	2.25
				07562ACSS	5/32X9/16	1,000	2.29
07125ACSS	5/32X1/8	1,000	1.24	07594ACSS	5/32X19/32	1,000	2.42
07156ACSS	5/32X5/32	1,000	1.32	07625ACSS	5/32X5/8	1,000	2.56
07188ACSS	5/32X3/16	1,000	1.40				

Body: Aluminum Alloy*
Pin: Stainless Steel*



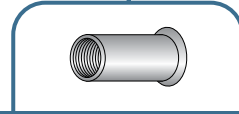
Part Number Comparison
at www.kanebridge.com

UNIVERSAL HEAD METAL TO METAL DRIVE PIN RIVETS

Body: *Aluminum Alloy 2117 H15 or equivalent (all diameters)
Pin: *302 Series Stainless Steel (1/8 and 5/32 diameters)

Part #	Diameter x Nom. Grip	Ctn Qty	Wght Lbs/M	Part #	Diameter x Nom. Grip	Ctn Qty	Wght Lbs/M
05031AUSS	1/8X1/32	1,000	0.94	07031AUSS	5/32X1/32	1,000	1.21
05063AUSS	1/8X1/16	1,000	0.93	07063AUSS	5/32X1/16	1,000	1.20
05094AUSS	1/8X3/32	1,000	0.99	07094AUSS	5/32X3/32	1,000	1.28
05125AUA	1/8X1/8	1,000	1.05	07125AUA	5/32X1/8	1,000	1.44
05156AUA	1/8X5/32	1,000	1.11	07156AUA	5/32X5/32	1,000	1.52
05188AUA	1/8X3/16	1,000	1.18	07188AUA	5/32X3/16	1,000	1.60
05219AUA	1/8X7/32	1,000	1.24	07219AUA	5/32X7/32	1,000	1.68
05250AUA	1/8X1/4	1,000	1.30	07250AUA	5/32X1/4	1,000	1.76
05281AUA	1/8X9/32	1,000	1.36	07281AUA	5/32X9/32	1,000	1.84
05313AUA	1/8X5/16	1,000	1.42	07313AUA	5/32X5/16	1,000	1.93
05344AUA	1/8X11/32	1,000	1.49	07344AUA	5/32X11/32	1,000	2.01
05375AUA	1/8X3/8	1,000	1.55	07406AUA	5/32X13/32	1,000	2.20
05406AUA	1/8X13/32	1,000	1.61	07438AUSS	5/32X7/16	1,000	2.40
05438AUSS	1/8X7/16	1,000	1.67	07500AUSS	5/32X1/2	1,000	2.60
				07531AUSS	5/32X17/32	1,000	2.70
				07563AUSS	5/32X9/16	1,000	2.80
				07625AUSS	5/32X5/8	1,000	3.00

303 Stainless Steel



Part Number Comparison
at www.kanebridge.com

SMALL HEAD THREADED INSERT

Low Profile, Open End

Part #	Size	Ctn Qty	Wght Lbs/M	Part #	Size	Ctn Qty	Wght Lbs/M
LSS-06080	6-32-.080	1,000	1.87	LSS-11130	10-32-.130	1,000	3.12
LSS-08080	8-32-.080	1,000	2.51	LSS-14130	1/4-20-.130	1,000	7.90

Body: Aluminum Alloy
Mandrel: Aluminum Alloy



Items marked with "*" have white-painted bodies

DOME HEAD
ALL ALUMINUM BLIND RIVETS

Manufactured to SAE J-1200 specifications

Part #	Diameter x Grip Range	Ctn Qty	Wght Lbs/M	Part #	Diameter x Grip Range	Ctn Qty	Wght Lbs/M
Part Number Comparison at www.kanebridge.com							
ADA32	3/32X.03-12	10,000	0.50	ADA62	3/16X.06-12	4,000	2.57
ADA34	3/32X.12-25	10,000	0.58	ADA63	3/16X.12-18	4,000	2.65
ADA41	1/8X.02-06	10,000	0.90	ADA64	3/16X.12-25	4,000	2.73
ADA42	1/8X.06-12	10,000	0.96	ADA66	3/16X.25-37	3,500	3.35
*ADA42W	1/8X.06-12	10,000	0.96	ADA68	3/16X.37-50	3,500	3.75
ADA43	1/8X.12-18	10,000	1.00	ADA610	3/16X.50-62	3,000	4.00
ADA44	1/8X.18-25	10,000	1.03	ADA612	3/16X.62-75	3,000	4.10
*ADA44W	1/8X.18-25	10,000	1.05	ADA614	3/16X.75-87	2,500	4.20
ADA45	1/8X.25-31	9,000	1.10	ADA616	3/16X.876-1.0	2,000	4.33
ADA46	1/8X.31-37	9,000	1.18	ADA618	3/16X1.0-1.1	2,000	4.50
ADA48	1/8X.37-50	7,000	1.31	ADA82	1/4X.02-12	2,000	5.50
ADA410	1/8X.50-62	9,000	1.67	ADA84	1/4X.06-25	2,000	6.00
ADA52	5/32X.06-12	7,000	1.65	ADA86	1/4X.25-37	1,500	6.51
ADA53	5/32X.12-18	6,500	1.78	ADA88	1/4X.37-50	1,500	6.87
ADA54	5/32X.18-25	6,500	2.00	ADA810	1/4X.50-62	2,000	8.50
ADA56	5/32X.25-37	5,000	2.22	ADA812	1/4X.62-75	1,500	8.12
ADA58	5/32X.37-50	5,000	2.25	ADA814	1/4X.75-87	1,000	10.00
ADA510	5/32X.50-62	4,000	2.32	ADA816	1/4X.876-1.0	1,000	11.84
ADA512	5/32X.62-75	4,000	2.45				

Body: Aluminum Alloy
Mandrel: Aluminum Alloy



LARGE FLANGE DOME HEAD
ALL ALUMINUM BLIND RIVETS

Manufactured to SAE J-1200 specifications

Part #	Diameter x Grip Range	Ctn Qty	Wght Lbs/M	Part #	Diameter x Grip Range	Ctn Qty	Wght Lbs/M
Part Number Comparison at www.kanebridge.com							
ADA42L	1/8X.06-12	10,000	1.12	ADA62L	3/16X.02-12	3,000	2.64
ADA43L	1/8X.12-18	10,000	1.17	ADA63L	3/16X.12-18	3,000	2.64
ADA44L	1/8X.18-25	7,000	1.20	ADA64L	3/16X.06-25	2,500	3.74
ADA45L	1/8X.25-31	8,000	1.32	ADA66L	3/16X.25-37	2,000	4.24
ADA46L	1/8X.31-37	9,000	1.38	ADA68L	3/16X.37-50	2,000	4.41
ADA48L	1/8X.37-50	8,000	1.88	ADA610L	3/16X.50-62	2,000	4.90
ADA52L	5/32X.02-12	4,000	1.76	ADA612L	3/16X.62-75	1,500	5.17
ADA53L	5/32X.12-18	4,000	1.79	ADA616L	3/16X.876-1.0	1,500	5.96
ADA54L	5/32X.06-25	4,000	2.75				
ADA56L	5/32X.25-37	3,500	2.09				
ADA58L	5/32X.37-50	3,000	2.20				
ADA510L	5/32X.50-62	3,000	2.31				

Body: Aluminum Alloy
Mandrel: Aluminum Alloy



COUNTERSUNK HEAD
ALL ALUMINUM BLIND RIVETS

Manufactured to SAE J-1200 specifications

Part #	Diameter x Grip Range	Ctn Qty	Wght Lbs/M	Part #	Diameter x Grip Range	Ctn Qty	Wght Lbs/M
Part Number Comparison at www.kanebridge.com							
ACA42	1/8X.06-12	10,000	1.10	ACA64	3/16X.12-25	5,000	2.80
ACA43	1/8X.12-18	10,000	1.20	ACA66	3/16X.25-37	5,000	2.80
ACA44	1/8X.18-25	10,000	1.30	ACA68	3/16X.37-50	4,000	3.75
ACA46	1/8X.25-37	10,000	1.30				
ACA54	5/32X.18-25	8,000	1.88				
ACA56	5/32X.25-37	6,000	2.33				

Body: Aluminum Alloy
Mandrel: Carbon Steel



Items marked with "*" have white-painted bodies

DOME HEAD
ALUMINUM - STEEL BLIND RIVETS

Manufactured to SAE J-1200 specifications

Part #	Diameter x Grip Range	Ctn Qty	Wght Lbs/M	Part #	Diameter x Grip Range	Ctn Qty	Wght Lbs/M
Part Number Comparison at www.kanebridge.com							
ADS31	3/32X.02-06	20,000	0.90	ADS62	3/16X.06-12	4,000	6.20
ADS32	3/32X.03-12	10,000	1.21	ADS63	3/16X.12-18	4,000	6.15
ADS34	3/32X.12-25	10,000	1.50	ADS64	3/16X.12-25	4,000	6.74
ADS41	1/8X.02-06	10,000	2.25	ADS66	3/16X.25-37	3,500	6.95
ADS42	1/8X.06-12	10,000	2.29	ADS68	3/16X.37-50	3,500	7.13
*ADS42W	1/8X.06-12	10,000	2.32	ADS610	3/16X.50-62	3,000	7.92
ADS43	1/8X.12-18	10,000	2.43	ADS612	3/16X.62-75	3,000	8.04
ADS44	1/8X.18-25	10,000	2.50	ADS614	3/16X.75-87	3,000	9.09
*ADS44W	1/8X.18-25	10,000	2.50	ADS616	3/16X.876-1.0	2,000	9.43
ADS45	1/8X.25-31	10,000	2.58	ADS618	3/16X1.0-1.1	2,000	9.90
ADS46	1/8X.31-37	9,000	2.61	ADS620	3/16X1.1-1.2	2,000	11.06
ADS48	1/8X.37-50	7,000	2.76	ADS622	3/16X1.2-1.3	2,000	11.24
ADS410	1/8X.50-62	9,000	3.44	ADS82	1/4X.02-12	2,000	11.00
ADS52	5/32X.06-12	7,000	3.95	ADS84	1/4X.06-25	2,000	12.52
ADS53	5/32X.12-18	6,500	4.03	ADS86	1/4X.25-37	1,500	13.50
ADS54	5/32X.18-25	6,500	4.05	ADS88	1/4X.37-50	1,500	14.50
ADS56	5/32X.25-37	5,000	4.41	ADS810	1/4X.50-62	1,500	16.69
ADS58	5/32X.37-50	5,000	4.90	ADS812	1/4X.62-75	1,500	16.84
ADS510	5/32X.50-62	4,000	5.20	ADS814	1/4X.75-87	1,000	21.00
ADS512	5/32X.62-75	4,000	5.29	ADS816	1/4X.876-1.0	1,000	18.00
ADS516	5/32X.87-1.0	4,000	6.10				

Body: Aluminum Alloy
Mandrel: Carbon Steel



LARGE FLANGE DOME HEAD ALUMINUM - STEEL BLIND RIVETS

Manufactured to SAE J-1200 specifications

Part #	Diameter x Grip Range	Ctn Qty	Wght Lbs/M	Part #	Diameter x Grip Range	Ctn Qty	Wght Lbs/M
Part Number Comparison at www.kanebridge.com							
ADS42L	1/8X.03-12	10,000	2.60	ADS62L	3/16X.02-12	3,000	6.60
ADS43L	1/8X.12-18	10,000	2.70	ADS63L	3/16X.12-18	3,000	7.04
ADS44L	1/8X.18-25	7,000	2.58	ADS64L	3/16X.06-25	2,500	6.76
ADS46L	1/8X.25-37	6,000	2.61	ADS66L	3/16X.25-37	2,000	8.03
ADS48L	1/8X.37-50	3,000	3.91	ADS68L	3/16X.37-50	2,000	8.18
				ADS610L	3/16X.50-62	2,000	9.04
ADS52L	5/32X.02-12	4,000	3.74	ADS612L	3/16X.62-75	1,500	9.60
ADS53L	5/32X.12-18	4,000	3.96	ADS614L	3/16X.75-87	1,500	9.50
ADS54L	5/32X.12-25	4,000	5.00	ADS616L	3/16X.876-1.0	1,500	9.70
ADS56L	5/32X.25-37	3,500	4.40				
ADS58L	5/32X.37-50	3,000	4.84				
ADS510L	5/32X.50-62	3,000	5.50				

Body: Carbon Steel Zinc
Mandrel: Carbon Steel Zinc



Items marked with "*" have white-painted bodies

DOME HEAD ALL STEEL BLIND RIVETS

Manufactured to SAE J-1200 specifications

Part #	Diameter x Grip Range	Ctn Qty	Wght Lbs/M	Part #	Diameter x Grip Range	Ctn Qty	Wght Lbs/M
Part Number Comparison at www.kanebridge.com							
SDS32	3/32X.03-12	10,000	1.21	SDS62	3/16X.06-12	4,000	7.80
SDS34	3/32X.12-25	10,000	1.57	SDS63	3/16X.12-18	4,000	7.92
				SDS64	3/16X.12-25	4,000	8.76
SDS41	1/8X.02-06	10,000	2.58	SDS66	3/16X.25-37	3,500	9.27
SDS42	1/8X.06-12	10,000	2.78	SDS68	3/16X.37-50	3,500	10.72
*SDS42W	1/8X.06-12	10,000	2.61	SDS610	3/16X.50-62	3,000	11.00
SDS43	1/8X.12-18	10,000	3.20	SDS612	3/16X.62-75	3,000	11.82
SDS44	1/8X.18-25	10,000	3.25	SDS614	3/16X.75-87	3,000	14.33
SDS45	1/8X.25-31	10,000	3.36	SDS616	3/16X.876-1.0	2,000	11.50
SDS46	1/8X.31-37	9,000	3.50				
SDS48	1/8X.37-50	7,000	3.95	SDS82	1/4X.06-12	2,000	16.50
SDS410	1/8X.50-62	9,000	4.78	SDS84	1/4X.06-25	2,000	17.50
				SDS86	1/4X.25-37	1,500	18.53
SDS52	5/32X.06-12	7,000	5.12	SDS88	1/4X.37-50	1,500	20.48
SDS53	5/32X.12-18	6,500	5.20	SDS810	1/4X.50-62	1,500	23.04
SDS54	5/32X.18-25	6,500	5.56	SDS812	1/4X.62-75	1,500	23.98
SDS56	5/32X.25-37	5,000	6.14	SDS814	1/4X.75-87	1,000	24.77
SDS58	5/32X.37-50	5,000	6.73	SDS816	1/4X.876-1.0	1,000	25.23
SDS510	5/32X.50-67	6,000	7.50				
SDS512	5/32X.62-75	4,000	7.70				

Body: Aluminum Alloy
Mandrel: Carbon Steel



COUNTERSUNK HEAD ALUMINUM - STEEL BLIND RIVETS

Manufactured to SAE J-1200 specifications

Part #	Diameter x Grip Range	Ctn Qty	Wght Lbs/M	Part #	Diameter x Grip Range	Ctn Qty	Wght Lbs/M
Part Number Comparison at www.kanebridge.com							
ACS42	1/8X.06-12	10,000	2.60	ACS64	3/16X.12-25	5,000	6.40
ACS43	1/8X.12-18	10,000	2.60	ACS66	3/16X.25-37	5,000	7.40
ACS44	1/8X.18-25	10,000	2.70	ACS68	3/16X.37-50	4,000	8.25
ACS45	1/8X.25-31	10,000	2.80	ACS616	3/16X.876-1.2	1,500	8.33
ACS54	5/32X.18-25	8,000	4.13				
ACS56	5/32X.25-37	6,000	5.50				
ACS58	5/32X.37-50	6,000	4.83				

Body: Carbon Steel Zinc
Mandrel: Carbon Steel Zinc



LARGE FLANGE DOME HEAD ALL STEEL BLIND RIVETS

Manufactured to SAE J-1200 specifications

Part #	Diameter x Grip Range	Ctn Qty	Wght Lbs/M	Part #	Diameter x Grip Range	Ctn Qty	Wght Lbs/M
Part Number Comparison at www.kanebridge.com							
SDS42L	1/8X.06-12	8,000	3.63	SDS62L	3/16X.02-12	3,000	11.22
SDS43L	1/8X.12-18	10,000	3.50	SDS63L	3/16X.12-18	3,000	11.88
SDS44L	1/8X.18-25	7,000	3.75	SDS64L	3/16X.06-25	2,500	12.50
SDS45L	1/8X.25-31	6,000	3.96	SDS66L	3/16X.25-37	2,000	13.90
SDS46L	1/8X.25-37	8,000	4.63	SDS68L	3/16X.37-50	2,000	14.20
SDS48L	1/8X.37-50	8,000	4.63	SDS610L	3/16X.50-62	2,000	15.33
				SDS612L	3/16X.62-75	1,500	15.63
SDS52L	5/32X.02-12	4,000	6.38	SDS614L	3/16X.75-87	1,500	17.20
SDS53L	5/32X.12-18	4,000	6.60	SDS616L	3/16X.75-1.0	1,500	17.10
SDS54L	5/32X.18-25	4,000	7.50				
SDS56L	5/32X.25-37	3,000	8.33				
SDS58L	5/32X.37-50	3,000	8.67				
SDS510L	5/32X.50-62	3,000	8.80				

**The Cross Reference Guide
is Also Available Online!
www.kanebridge.com**

Body: Carbon Steel Zinc
Mandrel: Carbon Steel Zinc



COUNTERSUNK HEAD
ALL STEEL BLIND RIVETS

Manufactured to SAE J-1200 specifications

Part #	Diameter x Grip Range	Ctn Qty	Wght Lbs/M	Part #	Diameter x Grip Range	Ctn Qty	Wght Lbs/M
Part Number Comparison at www.kanebridge.com							
SCS42	1/8X.06-12	10,000	3.00	SCS54	5/32X.06-25	8,000	5.25
SCS43	1/8X.12-18	10,000	3.10	SCS64	3/16X.06-25	5,000	8.20
SCS44	1/8X.18-25	10,000	3.30	SCS68	3/16X.25X.37	5,000	9.60
SCS46	1/8X.25-37	10,000	3.70				
SCS48	1/8X.37-50	10,000	4.10				

Body: Copper Alloy #110
Mandrel: Steel



DOME HEAD
COPPER - STEEL BLIND RIVETS

Mandrel Break Load: 400 - 600 lbs
Manufactured to SAE J-1200 specifications

Part #	Diameter x Grip Range	Ctn Qty	Wght Lbs/M	Part #	Diameter x Grip Range	Ctn Qty	Wght Lbs/M
Part Number Comparison at www.kanebridge.com							
KDS42	1/8X.06-12	10,000	3.06	KDS44	1/8X.18-25	10,000	3.30

Body: Copper Alloy #110
Mandrel: Brass



DOME HEAD
COPPER - BRASS BLIND RIVETS

Copper Rivet Body / Brass Mandrel

Part #	Diameter x Grip Range	Ctn Qty	Wght Lbs/M	Part #	Diameter x Grip Range	Ctn Qty	Wght Lbs/M
KDB42	1/8X.06-12	10,000	2.56	KDB44	1/8X.18-25	10,000	3.31

Body: Aluminum Alloy*
Mandrel: Aluminum Alloy*



DOME HEAD CLOSED END
ALL ALUMINUM BLIND RIVETS

Body: *Aluminum Alloy 5056
Mandrel: *Aluminum 7178 or 2024

Part #	Diameter x Grip Range	Ctn Qty	Wght Lbs/M	Part #	Diameter x Grip Range	Ctn Qty	Wght Lbs/M
Part Number Comparison at www.kanebridge.com							
ADAC42	1/8X.06-12	10,000	1.02	ADAC62	3/16X.02-12	5,000	2.38
ADAC43	1/8X.12-18	10,000	1.09	ADAC64	3/16X.18-25	5,000	2.73
ADAC44	1/8X.18-25	10,000	1.12	ADAC66	3/16X.25-37	4,000	3.12
				ADAC68	3/16X.37-50	4,000	3.40
ADAC54	5/32X.18-25	6,500	1.83	ADAC610	3/16X.50-62	4,000	3.72

Body: Aluminum Alloy*
Mandrel: Carbon Steel



DOME HEAD CLOSED END
ALUMINUM - STEEL BLIND RIVETS

Body: *Aluminum Alloy 5056
Pin: Carbon Steel

Part #	Diameter x Grip Range	Ctn Qty	Wght Lbs/M	Part #	Diameter x Grip Range	Ctn Qty	Wght Lbs/M
Part Number Comparison at www.kanebridge.com							
ADSC41	1/8X.02-06	10,000	2.50	ADSC62	3/16X.02-12	5,000	5.84
ADSC42	1/8X.06-12	10,000	1.95	ADSC63	3/16X.12-18	4,000	5.61
ADSC43	1/8X.12-18	10,000	2.60	ADSC64	3/16X.13-25	5,000	5.92
ADSC44	1/8X.18-25	10,000	2.70	ADSC66	3/16X.25-37	4,000	6.10
ADSC45	1/8X.25-31	10,000	2.70	ADSC68	3/16X.37-50	4,000	6.41
ADSC46	1/8X.31-37	10,000	2.80	ADSC610	3/16X.50-62	4,000	8.75
ADSC48	1/8X.37-50	7,000	2.86	ADSC612	3/16X.62-75	3,000	7.92
ADSC52	5/32X.06-12	8,000	4.25	ADSC82	1/4X.02-12	2,000	11.44
ADSC53	5/32X.2-25	8,000	4.25	ADSC84	1/4X.12-25	2,000	10.32
ADSC54	5/32X.18-25	6,500	3.96	ADSC86	1/4X.25-37	2,000	15.50
ADSC55	5/32X.25-31	5,000	4.60	ADSC88	1/4X.37-50	1,500	15.40
ADSC56	5/32X.31-37	5,000	4.29	ADSC810	1/4X.50-62	1,500	17.23
ADSC58	5/32X.37-50	5,000	4.73				

Body: Aluminum Alloy*
Mandrel: Carbon Steel



COUNTERSUNK HEAD CLOSED END
ALUMINUM - STEEL BLIND RIVETS

Body: *Aluminum Alloy 5056
Mandrel: Carbon Steel

Part #	Diameter x Grip Range	Ctn Qty	Wght Lbs/M	Part #	Diameter x Grip Range	Ctn Qty	Wght Lbs/M
Part Number Comparison at www.kanebridge.com							
ACSC42	1/8X.06-12	10,000	2.30	ACSC64	3/16X.12-25	5,000	6.60
ACSC43	1/8X.12-18	10,000	2.40				
ACSC44	1/8X.18-25	10,000	2.40				

Body: Carbon Steel Zinc
Mandrel: Carbon Steel Zinc



DOME HEAD CLOSED END
ALL STEEL BLIND RIVETS

Body: Carbon Steel Zinc
Mandrel: Carbon Steel Zinc

Part #	Diameter x Grip Range	Ctn Qty	Wght Lbs/M	Part #	Diameter x Grip Range	Ctn Qty	Wght Lbs/M
Part Number Comparison at www.kanebridge.com							
SDSC41	1/8X.02-06	10,000	2.86	SDSC62	3/16X.02-12	4,000	7.26
SDSC42	1/8X.06-12	10,000	2.97	SDSC63	3/16X.12-18	4,000	7.26
SDSC43	1/8X.12-18	10,000	3.19	SDSC64	3/16X.18-25	4,000	7.70
SDSC44	1/8X.18-25	10,000	3.19	SDSC66	3/16X.25-37	3,500	8.58
SDSC45	1/8X.25-31	10,000	3.19	SDSC610	3/16X.50-62	3,000	11.00
SDSC46	1/8X.31-37	9,000	3.41				
SDSC52	5/32X.02-12	7,000	4.62				
SDSC53	5/32X.12-18	6,500	4.62				
SDSC54	5/32X.18-25	6,500	5.28				
SDSC55	5/32X.25-31	5,000	5.37				
SDSC56	5/32X.25-37	5,000	5.72				

Body: Aluminum Alloy*
Mandrel: Low Carbon Steel



COUNTERSUNK HEAD MULTI-GRIP BLIND RIVETS

Body: *Aluminum Alloy #5051 or equivalent
Mandrel: Low Carbon Steel Zinc Plated

Part #	Diameter x Grip Range	Ctn Qty	Wght Lbs/M	Part #	Diameter x Grip Range	Ctn Qty	Wght Lbs/M
Part Number Comparison at www.kanebridge.com							
C-0412Y	1/8X.093-.250	10,000	2.14	C-0514Y	5/32X.109-.312	7,000	3.70
C-0414Y	1/8X.155-.312	10,000	2.40	C-0615Y	3/16X.125-.312	5,000	6.00
C-0416Y	1/8X.217-.375	10,000	2.41	C-0621Y	3/16X.250-.500	4,000	6.80

Body: Aluminum Alloy*
Mandrel: Low Carbon Steel*



COUNTERSUNK HEAD MULTI-GRIP BLIND RIVETS

Body: *Aluminum Alloy #5051 or equivalent
Mandrel: *Low Carbon Steel, Black Phosphate Coated

Part #	Diameter x Grip Range	Ctn Qty	Wght Lbs/M	Part #	Diameter x Grip Range	Ctn Qty	Wght Lbs/M
Part Number Comparison at www.kanebridge.com							
C-0615B	3/16X.125-.312	5,000	6.00	C-0621B	3/16X.250-.500	4,000	6.80

Body: Aluminum Alloy*
Mandrel: Low Carbon Steel



LARGE FLANGE DOME HEAD MULTI-GRIP BLIND RIVETS

Body: *Aluminum Alloy #5251 or equivalent
Mandrel: Low Carbon Steel, Zinc Plated

Part #	Diameter x Grip Range	Ctn Qty	Wght Lbs/M	Part #	Diameter x Grip Range	Ctn Qty	Wght Lbs/M
Part Number Comparison at www.kanebridge.com							
X-0410Y	1/8-.031-.187	8,000	2.30	X-0613Y	3/16X.062-.250	3,000	7.15
X-0414Y	1/8X.125-.312	7,000	2.69	X-0621Y	3/16X.250-.500	2,500	8.21
X-0416Y	1/8X.217-.375	7,000	3.00	X-0631Y	3/16X.500-.781	2,000	9.24
X-0514Y	5/32X.125-.312	5,000	4.41				

Body: Aluminum Alloy*
Mandrel: Low Carbon Steel*



LARGE FLANGE DOME HEAD MULTI-GRIP BLIND RIVETS

Body: *Aluminum Alloy #5251 or equivalent
Mandrel: *Low Carbon Steel, Black Phosphate Coated

Part #	Diameter x Grip Range	Ctn Qty	Wght Lbs/M	Part #	Diameter x Grip Range	Ctn Qty	Wght Lbs/M
Part Number Comparison at www.kanebridge.com							
X-0410B	1/8X.031-.187	8,000	2.30	X-0613B	3/16X.062-.250	3,000	7.15
				X-0621B	3/16X.250-.500	2,500	8.21
				X-0631B	3/16X.500-.781	2,000	9.25

Body: Aluminum Alloy*
Mandrel: Low Carbon Steel*



LOW-PROFILE HEAD MULTI-GRIP BLIND RIVETS

Body: *Aluminum Alloy #5251 or equivalent
Mandrel: *Low Carbon Steel, Zinc Plated

Part #	Diameter x Grip Range	Ctn Qty	Wght Lbs/M	Part #	Diameter x Grip Range	Ctn Qty	Wght Lbs/M
Part Number Comparison at www.kanebridge.com							
L-0410Y	1/8X.031-.187	10,000	2.30	L-0613Y	3/16X.062-.250	5,000	6.00
L-0414Y	1/8X.125-.312	10,000	2.43	L-0619Y	3/16X.187-.437	4,000	6.76
L-0416Y	1/8X.187-.375	8,000	2.50	L-0621Y	3/16X.250-.500	4,000	7.00
L-0512Y	5/32X.046-.250	7,000	3.85	L-0631Y	3/16X.500-.781	3,000	9.24
L-0514Y	5/32X.125-.312	6,000	4.17				
L-0516Y	5/32X.156-.375	6,000	4.25				
L-0521Y	5/32X.250-.500	5,000	4.82				

Body: Aluminum Alloy*
Mandrel: Low Carbon Steel*



LOW-PROFILE HEAD MULTI-GRIP BLIND RIVETS

Body: *Aluminum Alloy #5251 or equivalent
Mandrel: *Low Carbon Steel, Black Phosphate Coated

Part #	Diameter x Grip Range	Ctn Qty	Wght Lbs/M	Part #	Diameter x Grip Range	Ctn Qty	Wght Lbs/M
Part Number Comparison at www.kanebridge.com							
L-0410B	1/8X.031-.187	10,000	2.30	L-0613B	3/16X.062-.250	5,000	6.13
L-0414B	1/8X.125-.312	10,000	2.52	L-0619B	3/16X.187-.437	4,000	6.75
				L-0621B	3/16X.250-.500	4,000	7.00
				L-0631B	3/16X.500-.781	3,000	9.24

Body: Aluminum Alloy*
Mandrel: Low Carbon Steel



DOME HEAD
MULTI-GRIP BLIND RIVETS

Body: *Aluminum Alloy #5251 or equivalent
Mandrel: Low Carbon Steel Zinc Plated

Part #	Diameter x Grip Range	Ctn Qty	Wght Lbs/M	Part #	Diameter x Grip Range	Ctn Qty	Wght Lbs/M
Part Number Comparison at www.kanebridge.com							
D-0410Y	1/8X.031-.187	10,000	2.08	D-0613Y	3/16X.062-.250	5,000	5.97
D-0412Y	1/8X.062-.250	10,000	2.32	D-0619Y	3/16X.187-.437	4,000	6.72
D-0414Y	1/8X.125-.312	10,000	2.40	D-0621Y	3/16X.250-.500	4,000	6.83
D-0512Y	5/32X.046-.250	6,000	3.81	D-0631Y	3/16X.500-.781	3,000	8.15

Body: Aluminum Alloy*
Mandrel: Low Carbon Steel*



DOME HEAD
MULTI-GRIP BLIND RIVETS

Body: *Aluminum Alloy #5251 or equivalent
Mandrel: *Low Carbon Steel, Black Phosphate Coated

Part #	Diameter x Grip Range	Ctn Qty	Wght Lbs/M	Part #	Diameter x Grip Range	Ctn Qty	Wght Lbs/M
Part Number Comparison at www.kanebridge.com							
D-0410B	1/8X.031-.187	10,000	2.20	D-0613B	3/16X.062-.250	5,000	5.95
D-0414B	1/8X.125-.312	10,000	2.52	D-0619B	3/16X.187-.437	4,000	6.75
D-0512B	5/32X.046-.250	6,000	3.81				
D-0516B	5/32X.156-.375	6,000	4.41				

Body: Aluminum Alloy*
Mandrel: Steel Zinc Yellow*



BRAZIER HEAD
MULTI-GRIP BLIND RIVETS

Shear Strength: 159 lbs • Tensile Strength: 240 lbs
Body: *Aluminum Alloy #5052
Mandrel: *Steel Zinc Yellow #1018

Part #	Diameter x Grip Range	Ctn Qty	Wght Lbs/M	Part #	Diameter x Grip Range	Ctn Qty	Wght Lbs/M
Part Number Comparison at www.kanebridge.com							
B-3716	3/16 x .18-.44	4,000	6.71	B-3722	3/16 x .06-.25	4,000	7.54

Body: Steel Zinc*
Mandrel: Steel Zinc*



COUNTERSUNK HEAD
MULTI-GRIP BLIND RIVETS

Body: *Low Carbon Steel Zinc Plate
Mandrel: *Low Carbon Steel Zinc Plate

Part #	Diameter x Grip Range	Ctn Qty	Wght Lbs/M	Part #	Diameter x Grip Range	Ctn Qty	Wght Lbs/M
SF48110K	3/16X.098-.236	5,000	7.52	SF48170K	3/16X.157-.472	4,000	9.13
SF48140K	3/16X.188-.354	4,000	8.56	SF48220K	3/16X.354-.670	2,000	10.78

Body: Steel Zinc*
Mandrel: Steel Zinc*



Items marked with "*" are Zinc Yellow Plated

DOME HEAD
MULTI-GRIP BLIND RIVETS

Body: *Low Carbon Steel Zinc Plate
Mandrel: *Low Carbon Steel Zinc Plate

Part #	Diameter x Grip Range	Ctn Qty	Wght Lbs/M	Part #	Diameter x Grip Range	Ctn Qty	Wght Lbs/M
Part Number Comparison at www.kanebridge.com							
SF32090D	1/8X.043-.157	10,000	3.43	SF48110D	3/16X.039-.236	5,000	8.71
SF32130D	1/8X.039-.354	8,000	3.81	SF48140D	3/16X.039-.354	4,000	9.66
				SF48170D	3/16X.188-.472	4,000	10.34
SF40110D	5/32X.055-.197	6,000	6.49	*SF48140DY	3/16X.039-.354	4,000	9.70
SF40140D	5/32X.055-.315	6,000	7.75	*SF48170DY	3/16X.188-.472	4,000	10.34

Body: Steel Zinc*
Mandrel: Steel Zinc*



LARGE FLANGE MULTI-GRIP BLIND RIVETS

Body: *Low Carbon Steel Zinc Plate
Mandrel: *Low Carbon Steel Zinc Plate

Part #	Diameter x Grip Range	Ctn Qty	Wght Lbs/M	Part #	Diameter x Grip Range	Ctn Qty	Wght Lbs/M
Part Number Comparison at www.kanebridge.com							
SF48110L	3/16X.039-.236	3,000	11.66	SF48170L	3/16X.118-.472	2,500	13.29
SF48140L	3/16X.039-.354	3,000	12.61				

Body: Low Carbon Steel*
Mandrel: Low Carbon Steel*



LOW-PROFILE MULTI-GRIP BLIND RIVETS

Body: *Low Carbon Steel, Zinc Plate
Mandrel: *Low Carbon Steel, Zinc Plate

Part #	Diameter x Grip Range	Ctn Qty	Wght Lbs/M	Part #	Diameter x Grip Range	Ctn Qty	Wght Lbs/M
Part Number Comparison at www.kanebridge.com							
LS-0411	1/8x.04-.11	10,000	3.40	LS-0612	3/16x.04-.18	4,000	8.70
LS-0514	5/32x.05-.19	6,000	6.50	LS-0616	3/16x.15-.25	4,000	9.80

Body: Aluminum Alloy*
Mandrel: Aluminum Alloy*



PROTRUDING HEAD STRUCTURAL HIGH STRENGTH BLIND RIVETS

*Body: Aluminum Alloy #5056, *Clear Chromate*
*Mandrel: Aluminum Alloy #7075, *Gold Chromate*

Part #	Diameter x Grip Range	Ctn Qty	Wght Lbs/M	Part #	Diameter x Grip Range	Ctn Qty	Wght Lbs/M
Part Number Comparison at www.kanebridge.com							
PA64	3/16X.062-.270	4,000	3.07	PA86	1/4X.080-.375	2,000	7.10
PA67	3/16X.214-.437	3,500	3.50	PA810	1/4X.350-.625	1,800	8.38

Body: Steel*
Mandrel: Steel*



PROTRUDING HEAD STRUCTURAL HIGH STRENGTH BLIND RIVETS

*Body: Low Carbon Steel, *Zinc w/ Clear Chromate*
*Mandrel: Medium Carbon Steel

Part #	Diameter x Grip Range	Ctn Qty	Wght Lbs/M	Part #	Diameter x Grip Range	Ctn Qty	Wght Lbs/M
Part Number Comparison at www.kanebridge.com							
PS67M	3/16X.062-.437	3,000	9.80	PS810	1/4X.350-.625	1,800	23.67
				PS810M	1/4X.080-.625	1,600	23.50
				PS86	1/4X.080-.375	2,000	19.90

Body: Aluminum Alloy*
Mandrel: Aluminum Almg*



Items marked with "*" are available on a special order basis only and not regularly in stock

COUNTERSUNK ORLOCK® HIGH STRENGTH BLIND RIVETS

Double Locking, Water Resistant, Vibration Proof
Body: *Aluminum Alloy #5052
Mandrel: *Aluminum Almg 6.0 or equivalent

Part #	Diameter x Grip Range	Ctn Qty	Wght Lbs/M	Part #	Diameter x Grip Range	Ctn Qty	Wght Lbs/M
*LH64195K	1/4X.46-.54	2,000	6.64	*LH64215K	1/4X.54-.62	2,000	7.08

Body: Aluminum Alloy*
Mandrel: Aluminum Almg*



Items marked with "*" are available on a special order basis only and not regularly in stock

DOME HEAD ORLOCK® HIGH STRENGTH BLIND RIVETS

Double Locking, Water Resistant, Vibration Proof
Body: *Aluminum Alloy #5052
Mandrel: *Aluminum Almg 6.0 or equivalent

Part #	Diameter x Grip Range	Ctn Qty	Wght Lbs/M	Part #	Diameter x Grip Range	Ctn Qty	Wght Lbs/M
LH64105P	1/4X.11-.19	2,000	6.60	*LH64165P	1/4X.35-.43	2,000	7.37
LH64125P	1/4X.19-.26	2,000	6.78	*LH64185P	1/4X.43-.50	2,000	7.70
LH64145P	1/4X.27-.34	2,000	7.04	*LH64205P	1/4X.50-.58	2,000	7.98

Body: Steel Zinc Yellow*
Mandrel: Steel Zinc Yellow*



COUNTERSUNK ORLOCK®
HIGH STRENGTH BLIND RIVETS

Double Locking, Water Resistant, Vibration Proof
Body: Low Carbon Steel, Zinc Yellow
Mandrel: Carbon Steel, Zinc Yellow

Part #	Diameter x Grip Range	Ctn Qty	Wght Lbs/M	Part #	Diameter x Grip Range	Ctn Qty	Wght Lbs/M
L64195K	1/4X.47-.54	2,000	18.72				

Body: Low Carbon Steel*
Mandrel: Low Carbon Steel*



Items marked with "*" are available on a special order basis only and not regularly in stock.

DOME HEAD ORLOCK®
HIGH STRENGTH BLIND RIVETS

Double Locking, Water Resistant, Vibration Proof
Body: *Low Carbon Steel, Zinc Plate
Mandrel: *Low Carbon Steel, Zinc Plate

Part #	Diameter x Grip Range	Ctn Qty	Wght Lbs/M	Part #	Diameter x Grip Range	Ctn Qty	Wght Lbs/M
Part Number Comparison at www.kanebridge.com							
L48090P	3/16X.06-.14	5,000	9.11	**L78135P	5/16X.16-.28	1,000	34.00
L48115P	3/16X.14-.23	4,000	10.08	**L78165P	5/16X.28-.39	1,000	36.20
L48140P	3/16X.24-.33	3,000	10.49	**L78195P	5/16X.39-.51	1,000	38.40
**L48165P	3/16X.34-.43	3,000	11.24	**L78225P	5/16X.51-.63	1,000	40.70
L*48190P	3/16X.43-.53	3,000	11.66	**L78255P	5/16X.63-.75	1,000	42.30
LS65105P	1/4X.08-.17	2,000	19.80				
LS65125P	1/4X.12-.25	2,000	20.57				
LS65145P	1/4X.20-.33	2,000	20.98				
LS65165P	1/4X.28-.41	2,000	22.00				
**LS65205P	1/4X.43-.57	2,000	24.12				
**LS65225P	1/4X.51-.65	2,000	25.15				

Body: Aluminum
Mandrel: Aluminum



For use in irregular and oversized holes

3-STAR™ BULBING TYPE
BLIND RIVETS

Shear Strength: 5/32 diam - 112 lbs; 3/16 diam - 202 lbs
Tensile Strength: 5/32 diam - 225 lbs; 3/16 diam - 247 lbs

Part #	Diameter x Grip Range	Ctn Qty	Wght Lbs/M	Part #	Diameter x Grip Range	Ctn Qty	Wght Lbs/M
Part Number Comparison at www.kanebridge.com							
ADATSB-0516	5/32X.039-.118	3,000	2.07	ADATSB-0619	3/16X.039-.118	2,000	3.39
ADATSB-0525	5/32X.040-.335	2,000	2.30	ADATSB-0625	3/16X.039-.354	2,500	3.69
ADATSB-0523	5/32X.039-.275	2,000	2.34	ADATSB-0630	3/16X.157-.472	1,200	4.12
ADATSB-0531	5/32X.197-.472	2,000	2.53				

Body: Aluminum
(Black Anodized)
Mandrel: Aluminum



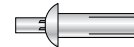
For use in irregular and oversized holes

3-STAR™ BULBING TYPE
BLIND RIVETS

Shear Strength: 5/32 diam - 112 lbs; 3/16 diam - 202 lbs
Tensile Strength: 5/32 diam - 225 lbs; 3/16 diam - 247 lbs

Part #	Diameter x Grip Range	Ctn Qty	Wght Lbs/M	Part #	Diameter x Grip Range	Ctn Qty	Wght Lbs/M
ADATSB-0523B	5/32X.039-.275	2,000	2.34	ADATSB-0625B	3/16X.039-.354	2,500	3.69
ADATSB-0619B	3/16X.039-.118	2,000	3.39				

Body: Aluminum Alloy
Pin: Aluminum Alloy

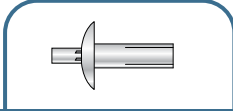


UNIVERSAL HEAD
METAL TO METAL DRIVE PIN RIVETS

Body: Aluminum Alloy 2117 H15 or equivalent (all diameters)
Pin: Aluminum Alloy 2024 T4 or equivalent (3/16 thru 3/8 diameters)

Part #	Diameter x Nom. Grip	Ctn Qty	Wght Lbs/M	Part #	Diameter x Nom. Grip	Ctn Qty	Wght Lbs/M
Part Number Comparison at www.kanebridge.com							
10094AUA	3/16X3/32	1,000	1.53	31188AUA	5/16X3/16	1,000	6.30
10125AUA	3/16X1/8	1,000	1.62	31281AUA	5/16X9/32	1,000	7.00
10188AUA	3/16X3/16	1,000	1.79	31375AUA	5/16X3/8	1,000	7.70
10250AUA	3/16X1/4	1,000	1.96	31469AUA	5/16X15/32	1,000	8.40
10313AUA	3/16X5/16	1,000	2.13	31563AUA	5/16X9/16	1,000	9.10
10375AUA	3/16X3/8	1,000	2.30	31656AUA	5/16X21/32	1,000	10.00
10438AUA	3/16X7/16	1,000	2.47	31750AUA	5/16X3/4	1,000	10.75
10500AUA	3/16X1/2	1,000	2.64	31844AUA	5/16X27/32	1,000	11.50
10563AUA	3/16X9/16	1,000	2.81	31938AUA	5/16X15/16	1,000	12.17
10625AUA	3/16X5/8	1,000	2.98	311031AUA	5/16X1	1,000	12.88
10688AUA	3/16X11/16	1,000	3.15				
10813AUA	3/16X13/16	1,000	3.49	37188AUA	3/8X3/16	1,000	12.15
10875AUA	3/16X7/8	1,000	3.66	37281AUA	3/8X9/32	1,000	13.10
101000AUA	3/16X1	1,000	4.00	37375AUA	3/8X3/8	1,000	14.16
101125AUA	3/16X1 1/8	1,000	4.34	37469AUA	3/8X15/32	1,000	15.22
				37563AUA	3/8X9/16	1,000	16.28
14094AUA	1/4X3/32	1,000	3.14	37656AUA	3/8X21/32	500	16.50
14125AUA	1/4X1/8	1,000	3.29	37750AUA	3/8X3/4	500	17.50
14188AUA	1/4X3/16	1,000	3.59	37844AUA	3/8X27/32	500	18.33
14250AUA	1/4X1/4	1,000	3.89	37938AUA	3/8X15/16	500	19.50
14313AUA	1/4X5/16	1,000	4.19	371031AUA	3/8X1	500	20.67
14375AUA	1/4X3/8	1,000	4.49				
14438AUA	1/4X7/16	1,000	4.79				
14500AUA	1/4X1/2	1,000	5.09				
14563AUA	1/4X9/16	1,000	5.39				
14625AUA	1/4X5/8	1,000	5.69				
14688AUA	1/4X11/16	1,000	5.99				
14750AUA	1/4X3/4	1,000	6.29				
14813AUA	1/4X13/16	1,000	6.60				
14875AUA	1/4X7/8	1,000	6.90				
14938AUA	1/4X15/16	1,000	7.20				
141000AUA	1/4X1	1,000	7.50				
141125AUA	1/4X1 1/8	1,000	8.10				
141375AUA	1/4X1 3/8	1,000	9.30				

Body: Aluminum Alloy
Pin: Aluminum Alloy



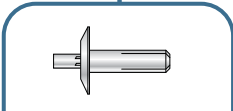
BRAZIER HEAD

METAL TO METAL DRIVE PIN RIVETS

Body: Aluminum Alloy 2117 H15 or equivalent (all diameters)
Pin: Aluminum Alloy 2024 T4 or equivalent (3/16 thru 3/8 diameters)

Part #	Diameter x Nom. Grip	Ctn Qty	Wght Lbs/M	Part #	Diameter x Nom. Grip	Ctn Qty	Wght Lbs/M
Part Number Comparison at www.kanebridge.com							
10094ABA	3/16X3/32	1,000	1.91	14094ABA	1/4X3/32	1,000	3.89
10125ABA	3/16X1/8	1,000	2.00	14125ABA	1/4X1/8	1,000	4.04
10188ABA	3/16X3/16	1,000	2.17	141438ABA	1/4X1 7/16	1,000	10.42
10250ABA	3/16X1/4	1,000	2.33	14188ABA	1/4X3/16	1,000	4.34
10313ABA	3/16X5/16	1,000	2.50	14250ABA	1/4X1/4	1,000	4.64
10375ABA	3/16X3/8	1,000	2.67	14313ABA	1/4X5/16	1,000	4.95
10438ABA	3/16X7/16	1,000	2.84	14375ABA	1/4X3/8	1,000	5.25
10500ABA	3/16X1/2	1,000	3.01	14438ABA	1/4X7/16	1,000	5.55
10563ABA	3/16X9/16	1,000	3.17	14500ABA	1/4X1/2	1,000	5.86
10625ABA	3/16X5/8	1,000	3.34	14563ABA	1/4X9/16	1,000	6.16
10750ABA	3/16X3/4	1,000	3.68	14625ABA	1/4X5/8	1,000	6.46
10813ABA	3/16X13/16	1,000	3.85	14688ABA	1/4X11/16	1,000	6.76
10875ABA	3/16X7/8	1,000	4.02	14750ABA	1/4X3/4	1,000	7.07
10938ABA	3/16X15/16	1,000	4.18	14813ABA	1/4X13/16	1,000	7.37
101000ABA	3/16X1	1,000	4.35	14875ABA	1/4X7/8	1,000	7.68
				14938ABA	1/4X15/16	1,000	7.98
				141000ABA	1/4X1	1,000	8.28
				141188ABA	1/4X1 3/16	1,000	9.19
				141250ABA	1/4X1 1/4	1,000	9.49
				141313ABA	1/4X1 5/16	1,000	9.80

Body: Aluminum Alloy
Pin: Aluminum Alloy



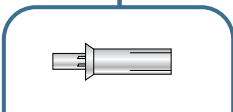
LINER HEAD

METAL TO METAL DRIVE PIN RIVETS

Body: Aluminum Alloy 2117 H15 or equivalent
Pin: Aluminum Alloy 2024 T4 or equivalent

Part #	Diameter x Nom. Grip	Ctn Qty	Wght Lbs/M	Part #	Diameter x Nom. Grip	Ctn Qty	Wght Lbs/M
Part Number Comparison at www.kanebridge.com							
10125ALA	3/16X1/8	1,000	2.90	10625ALA	3/16X5/8	1,000	4.21
10219ALA	3/16X7/32	1,000	3.19	10750ALA	3/16X3/4	1,000	4.46
10312ALA	3/16X5/16	1,000	3.43	10813ALA	3/16X13/16	1,000	4.74
10406ALA	3/16X13/32	1,000	3.68	10938ALA	3/16X15/16	1,000	4.99
10500ALA	3/16X1/2	1,000	3.96				

Body: Aluminum Alloy*
Pin: Aluminum Alloy*



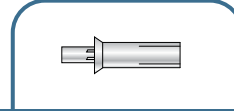
COUNTERSUNK HEAD

METAL TO METAL DRIVE PIN RIVETS

Body: *Aluminum Alloy 2117 H15 or equivalent
Pin: *Aluminum Alloy 2024 T4 or equivalent

Part #	Diameter x Nom. Grip	Ctn Qty	Wght Lbs/M	Part #	Diameter x Nom. Grip	Ctn Qty	Wght Lbs/M
Part Number Comparison at www.kanebridge.com							
10188ACA	3/16X3/16	1,000	1.49	10875ACA	3/16X7/8	1,000	3.08
10250ACA	3/16X1/4	1,000	1.56	10938ACA	3/16X15/16	1,000	3.25
10313ACA	3/16X5/16	1,000	1.73	101000ACA	3/16X1	1,000	3.42
10375ACA	3/16X3/8	1,000	1.90				
10438ACA	3/16X7/16	1,000	2.08	14188ACA	1/4X3/16	1,000	2.82
10625ACA	3/16X5/8	1,000	2.59	14250ACA	1/4X1/4	1,000	3.11
10688ACA	3/16X11/16	1,000	2.63	14313ACA	1/4X5/16	1,000	3.40
10750ACA	3/16X3/4	1,000	2.79	14375ACA	1/4X3/8	1,000	3.69
10812ACA	3/16X13/16	1,000	3.00	14438ACA	1/4X7/16	1,000	3.98

Body: Aluminum Alloy*
Pin: Aluminum Alloy*



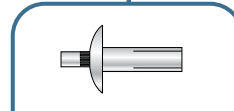
COUNTERSUNK HEAD

METAL TO METAL DRIVE PIN RIVETS

Body: *Aluminum Alloy 2117 H15 or equivalent
Pin: *Aluminum Alloy 2024 T4 or equivalent

Part #	Diameter x Nom. Grip	Ctn Qty	Wght Lbs/M	Part #	Diameter x Nom. Grip	Ctn Qty	Wght Lbs/M
Part Number Comparison at www.kanebridge.com							
14500ACA	1/4X1/2	1,000	4.27	14813ACA	1/4X13/16	1,000	5.71
14563ACA	1/4X9/16	1,000	4.56	14875ACA	1/4X7/8	1,000	6.00
14625ACA	1/4X5/8	1,000	4.87	14938ACA	1/4X15/16	1,000	6.29
14688ACA	1/4X11/16	1,000	5.13	141000ACA	1/4X1	1,000	6.58
14750ACA	1/4X3/4	1,000	5.42				

Body: Aluminum Alloy
Pin: Aluminum Alloy



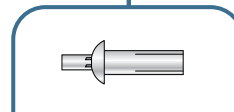
BRAZIER HEAD

MASONRY DRIVE PIN RIVETS

Body: Aluminum Alloy 2117 H15 or equivalent
Pin: Aluminum Alloy 2024 T4 or equivalent

Part #	Diameter x Nom. Grip	Ctn Qty	Wght Lbs/M	Part #	Diameter x Nom. Grip	Ctn Qty	Wght Lbs/M
Part Number Comparison at www.kanebridge.com							
141125ABA	1/4X1 1/8	1,000	8.89	141375ABA	1/4X1 3/8	1,000	10.10

Body: Steel Zinc
Pin: Steel Zinc



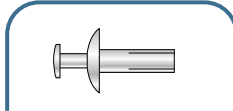
UNIVERSAL HEAD

METAL TO METAL DRIVE PIN RIVETS

Body: 1006 Steel with Zinc Plate or equivalent
Pin: 1008 Steel with Zinc Plate or equivalent

Part #	Diameter x Nom. Grip	Ctn Qty	Wght Lbs/M	Part #	Diameter x Nom. Grip	Ctn Qty	Wght Lbs/M
37188SUS	3/8X3/16	1,000	35.20	37375SUS	3/8X3/8	1,000	41.03
37281SUS	3/8X9/32	1,000	37.97				

Body: Aluminum Alloy
Pin: Aluminum Alloy



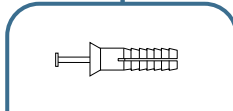
Items marked with "•" have 15/32" Head Diam.; all others have 5/8" Head Diam.

TAMPER RESISTANT— PROTRUDING HEAD
METAL TO METAL DRIVE PIN RIVETS

Body: Aluminum Alloy 2117 H15 or equivalent
Pin: Aluminum Alloy 2024 T4 or equivalent

Part #	Diameter x Nom. Grip	Ctn Qty	Wght Lbs/M	Part #	Diameter x Nom. Grip	Ctn Qty	Wght Lbs/M
•10125ATA	3/16X1/8	1,000	2.62	11125ATA	3/16X1/8	1,000	3.96
•10219ATA	3/16X7/32	1,000	2.97	11219ATA	3/16X7/32	1,000	4.25
•10312ATA	3/16X5/16	1,000	3.34	11312ATA	3/16X5/16	1,000	4.61
•10406ATA	3/16X13/32	1,000	3.62	11406ATA	3/16X13/32	1,000	4.96

White Nylon*

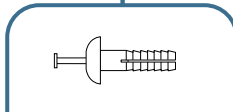


FLAT HEAD
PLASTIC DRIVE RIVETS WITH PLASTIC PIN

Body: *Nylon 6/6 Impact Modified
Pin: *Nylon 6/6 Impact Modified

Part #	Diameter x Length	Ctn Qty	Wght Lbs/M	Part #	Diameter x Length	Ctn Qty	Wght Lbs/M
Part Number Comparison at www.kanebridge.com							
14563PPFWH	1/4X9/16	1,000	1.42	14750PPFWH	1/4X3/4	1,000	18.20

White Nylon

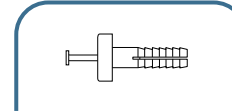


MUSHROOM HEAD
PLASTIC DRIVE RIVETS WITH PLASTIC PIN

Body: Nylon 6/6 Impact Modified
Pin: Nylon 6/6 Impact Modified

Part #	Diameter x Length	Ctn Qty	Wght Lbs/M	Part #	Diameter x Length	Ctn Qty	Wght Lbs/M
Part Number Comparison at www.kanebridge.com							
10750PMPWH	10X3/4	1,000	1.40	14750PMPWH	1/4X3/4	1,000	2.12
				141000PMPWH	1/4X1	1,000	2.73
				141500PMPWH	1/4X1 1/2	1,000	3.65

White Nylon

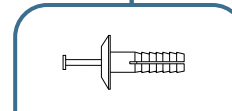


ROUND HEAD
PLASTIC DRIVE RIVETS WITH PLASTIC PIN

Body: Nylon 6/6 Impact Modified
Pin: Nylon 6/6 Impact Modified

Part #	Diameter x Length	Ctn Qty	Wght Lbs/M	Part #	Diameter x Length	Ctn Qty	Wght Lbs/M
Part Number Comparison at www.kanebridge.com							
10750PRPWH	10X3/4	1,000	1.42	14750PRPWH	1/4X3/4	1,000	2.20
				141000PRPWH	1/4X1	1,000	2.60
				141500PRPWH	1/4X1 1/2	1,000	3.68

Body: WHITE Nylon*
Pin: Nylon*

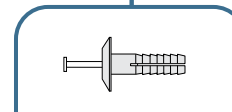


TRUSS HEAD—WHITE
PLASTIC DRIVE RIVETS WITH PLASTIC PIN

Body: Nylon 6/6 Impact Modified
Pin: Nylon 6/6 Impact Modified

Part #	Diameter x Length	Ctn Qty	Wght Lbs/M	Part #	Diameter x Length	Ctn Qty	Wght Lbs/M
Part Number Comparison at www.kanebridge.com							
10750PTPWH	10X3/4	1,000	1.64	14750PTPWH	1/4X3/4	1,000	2.40
				141000PTPWH	1/4X1	1,000	2.93
				141500PTPWH	1/4X1 1/2	1,000	3.90
				142000PTPWH	1/4X2	1,000	4.88
				143000PTPWH	1/4X3	500	6.83
				146000PTPWH	1/4X6	250	12.95

BEIGE Nylon

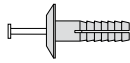


TRUSS HEAD—BEIGE
PLASTIC DRIVE RIVETS WITH PLASTIC PIN

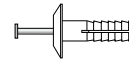
Body: Nylon 6/6 Impact Modified
Pin: Nylon 6/6 Impact Modified

Part #	Diameter x Length	Ctn Qty	Wght Lbs/M	Part #	Diameter x Length	Ctn Qty	Wght Lbs/M
Part Number Comparison at www.kanebridge.com							
14750PTPBE	1/4X3/4	1,000	2.25	141500PTPBE	1/4X1 1/2	1,000	3.93

GREY Nylon



Body: White Nylon*
Mandrel: Carbon Steel



TRUSS HEAD—GREY PLASTIC DRIVE RIVETS WITH PLASTIC PIN

TRUSS HEAD PLASTIC DRIVE RIVETS WITH STEEL PIN

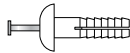
Body: Nylon 6/6 Impact Modified
Pin: Nylon 6/6 Impact Modified

Body: Nylon 6/6 Impact Modified
Pin: Carbon Steel, Zinc Plated


Part #	Diameter x Length	Ctn Qty	Wght Lbs/M	Part #	Diameter x Length	Ctn Qty	Wght Lbs/M
Part Number Comparison at www.kanebridge.com							
14750PTPGY	1/4X3/4	1,000	2.50	141500PTPGY	1/4X1 1/2	1,000	3.98
141000PTPGY	1/4X1	1,000	3.00				

Part #	Diameter x Length	Ctn Qty	Wght Lbs/M	Part #	Diameter x Length	Ctn Qty	Wght Lbs/M
Part Number Comparison at www.kanebridge.com							
10750PTSWH	10X3/4	1,000	2.82	14750PTSWH	1/4X3/4	1,000	4.70
101000PTSWH	10X1	1,000	1.17				

Body: White Nylon*
Mandrel: Carbon Steel



Aluminum Alloy # 5056



MUSHROOM HEAD PLASTIC DRIVE RIVETS WITH STEEL PIN

SMALL HEAD RIBBED THREADED INSERTS

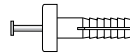
Body: Nylon 6/6 Impact Modified
Pin: Carbon Steel, Zinc Plated

Small Head, Thin Wall, Open End

Part #	Diameter x Length	Ctn Qty	Wght Lbs/M	Part #	Diameter x Length	Ctn Qty	Wght Lbs/M
Part Number Comparison at www.kanebridge.com							
10750PMSWH	10X3/4	1,000	2.65	14750PMSWH	1/4X3/4	1,000	4.53
101000PMSWH	10X1	1,000	3.20	141000PMSWH	1/4X1	1,000	6.08
				141500PMSWH	1/4X1 1/2	1,000	8.48

Part #	Size	Ctn Qty	Wght Lbs/M	Part #	Size	Ctn Qty	Wght Lbs/M
Part Number Comparison at www.kanebridge.com							
LA-06080S	6-32-.080	1,000	1.16	LA-14165S	1/4-20-.165	1,000	2.82
				LA-14260S	1/4-20-.260	1,000	3.25
LA-08080S	8-32-.080	1,000	1.06	LA-15165S	1/4-28-.165	1,000	2.70
LA-10130S	10-24-.130	1,000	1.42	LA-15260S	1/4-28-.260	1,000	2.85
LA-10225S	10-24-.225	1,000	1.49	LA-31150S	5/16-18-.150	1,000	6.85
LA-11130S	10-32-.130	1,000	1.50	LA-31312S	5/16-18-.312	1,000	5.72
LA-11225S	10-32-.225	1,000	1.49	LA-37150S	3/8-16-.150	1,000	5.93

Body: White Nylon*
Mandrel: Carbon Steel



ROUND HEAD PLASTIC DRIVE RIVETS WITH STEEL PIN

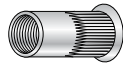
Body: Nylon 6/6 Impact Modified
Pin: Carbon Steel, Zinc Plated

Part #	Diameter x Length	Ctn Qty	Wght Lbs/M	Part #	Diameter x Length	Ctn Qty	Wght Lbs/M
Part Number Comparison at www.kanebridge.com							
10750PRSWH	10X3/4	1,000	2.70	14750PRSWH	1/4X3/4	1,000	4.60
101000PRSWH	10X1	1,000	3.28	141000PRSWH	1/4X1	1,000	6.10
				141500PRSWH	1/4X1 1/2	1,000	8.53

METRIC Rivet Nuts

page 326

1008 - 1010 Low Carbon Steel, Zinc Yellow Plate




SMALL HEAD RIBBED THREADED INSERTS

Small Head, Thin Wall, Open End

Part #	Size	Ctn Qty	Wght Lbs/M	Part #	Size	Ctn Qty	Wght Lbs/M
Part Number Comparison at www.kanebridge.com							
LS-06080S	6-32-.080	1,000	3.48	LS-14165S	1/4-20-.165	1,000	8.70
LS-08080S	8-32-.080	1,000	3.32	LS-14260S	1/4-20-.260	1,000	9.33
LS-10130S	10-24-.130	1,000	4.26	LS-15260S	1/4-28-.260	1,000	9.13
LS-10225S	10-24-.225	1,000	5.40	LS-31150S	5/16-18-.150	1,000	19.20
LS-11130S	10-32-.130	1,000	4.31	LS-31312S	5/16-18-.312	1,000	19.00
LS-11225S	10-32-.225	1,000	4.90	LS-37150S	3/8-16-.150	1,000	16.50

1006 - 1010 Low Carbon Steel, Zinc Yellow Plate

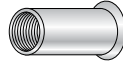


SMALL HEAD THREADED INSERTS

Low Profile, Thin Wall, Open End

Part #	Size	Ctn Qty	Wght Lbs/M	Part #	Size	Ctn Qty	Wght Lbs/M
Part Number Comparison at www.kanebridge.com							
LS-06080	6-32-.080	1,000	2.86	LS-14165	1/4-20-.165	1,000	8.83
LS-08080	8-32-.080	1,000	3.25	LS-15165	1/4-28-.165	1,000	7.60
LS-10130	10-24-.130	1,000	3.40	LS-31200	5/16-18-.200	1,000	15.68
LS-10225	10-24-.225	1,000	4.48	LS-31312	5/16-18-.312	1,000	17.20
LS-11130	10-32-.130	1,000	3.40	LS-37200	3/8-16-.200	1,000	13.50
LS-11225	10-32-.225	1,000	4.48				

Aluminum Alloy # 5056

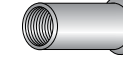


SMALL HEAD THREADED INSERTS

Small Flange, Thin Wall, Open End

Part #	Size	Ctn Qty	Wght Lbs/M	Part #	Size	Ctn Qty	Wght Lbs/M
Part Number Comparison at www.kanebridge.com							
LA-06080	6-32-.080	1,000	0.94	LA-14165	1/4-20-.165	1,000	2.85
LA-08080	8-32-.080	1,000	0.80	LA-31200	5/16-18-.200	1,000	5.33
LA-10130	10-24-.130	1,000	1.34	LA-37200	3/8-16-.200	1,000	4.50
LA-11130	10-32-.130	1,000	1.34				

303 Stainless Steel



SMALL HEAD THREADED INSERT

Low Profile, Open End

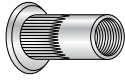
Part #	Size	Ctn Qty	Wght Lbs/M	Part #	Size	Ctn Qty	Wght Lbs/M
Part Number Comparison at www.kanebridge.com							
LSS-06080	6-32-.080	1,000	1.87	LSS-11130	10-32-.130	1,000	3.12
LSS-08080	8-32-.080	1,000	2.51	LSS-14130	1/4-20-.130	1,000	7.90

Stainless Steel

Blind Rivets and Drive Pins

pages 138 - 139

Aluminum Alloy # 5056

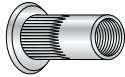


FLAT HEAD RIBBED THREADED INSERTS

Large Flange, Thin Wall, Open End

Part #	Size	Ctn Qty	Wght Lbs/M	Part #	Size	Ctn Qty	Wght Lbs/M
Part Number Comparison at www.kanebridge.com							
XA-06080S	6-32-.080	1,000	1.34	XA-14165S	1/4-20-.165	1,000	3.00
XA-06130S	6-32-.130	1,000	0.90	XA-14260S	1/4-20-.260	1,000	3.18
XA-08080S	8-32-.080	1,000	1.20	XA-31150S	5/16-18-.150	1,000	6.87
XA-08130S	8-32-.130	1,000	1.10	XA-31312S	5/16-18-.312	1,000	7.10
XA-10130S	10-24-.130	1,000	1.56	XA-37150S	3/8-16-.150	1,000	5.90
XA-10225S	10-24-.225	1,000	1.88	XA-37312S	3/8-16-.312	1,000	6.83
XA-11130S	10-32-.130	1,000	1.56				
XA-11225S	10-32-.225	1,000	1.80				

1008 - 1010 Low Carbon
Steel, Zinc Yellow Plate

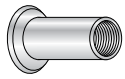


FLAT HEAD RIBBED THREADED INSERTS

Large Flange, Open End

Part #	Size	Ctn Qty	Wght Lbs/M	Part #	Size	Ctn Qty	Wght Lbs/M
Part Number Comparison at www.kanebridge.com							
XS-06080S	6-32-.080	1,000	4.00	XS-14165S	1/4-20-.165	1,000	9.83
XS-06130S	6-32-.130	1,000	4.31	XS-14260S	1/4-20-.260	1,000	10.70
XS-08080S	8-32-.080	1,000	3.75	XS-31150S	5/16-18-.150	1,000	22.17
XS-08130S	8-32-.130	1,000	3.93	XS-31312S	5/16-18-.312	1,000	23.00
XS-10130S	10-24-.130	1,000	4.86	XS-37150S	3/8-16-.150	1,000	19.38
XS-10225S	10-24-.225	1,000	5.71	XS-37312S	3/8-16-.312	1,000	20.50
XS-11130S	10-32-.130	1,000	4.81				
XS-11225S	10-32-.225	1,000	5.50				

Aluminum Alloy # 5056

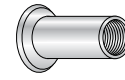


FLAT HEAD THREADED INSERTS

Large Flange, Open End

Part #	Size	Ctn Qty	Wght Lbs/M	Part #	Size	Ctn Qty	Wght Lbs/M
Part Number Comparison at www.kanebridge.com							
XA-06075	6-32-.075	1,000	0.75	XA-10080	10-24-.080	1,000	1.45
XA-06120	6-32-.120	1,000	0.80	XA-10130	10-24-.130	1,000	1.50
XA-06160	6-32-.160	1,000	0.90	XA-10180	10-24-.180	1,000	1.53
XA-08075	8-32-.075	1,000	0.96	XA-11080	10-32-.080	1,000	1.50
XA-08120	8-32-.120	1,000	1.00	XA-11130	10-32-.130	1,000	1.45
XA-08160	8-32-.160	1,000	1.00	XA-11180	10-32-.180	1,000	1.50

Aluminum Alloy # 5056

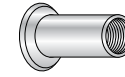


FLAT HEAD THREADED INSERTS

Large Flange, Open End

Part #	Size	Ctn Qty	Wght Lbs/M	Part #	Size	Ctn Qty	Wght Lbs/M
Part Number Comparison at www.kanebridge.com							
XA-14080	1/4-20-.080	1,000	3.20	XA-37115	3/8-16-.115	1,000	8.47
XA-14140	1/4-20-.140	1,000	3.40	XA-37200	3/8-16-.200	1,000	8.87
XA-14200	1/4-20-.200	1,000	3.60	XA-37285	3/8-16-.285	1,000	10.90
XA-14260	1/4-20-.260	1,000	3.80				
XA-31125	5/16-18-.125	1,000	5.00				
XA-31200	5/16-18-.200	1,000	5.80				
XA-31275	5/16-18-.275	1,000	6.00				

1008 - 1010 Low Carbon
Steel, Zinc Yellow Plate



FLAT HEAD THREADED INSERTS

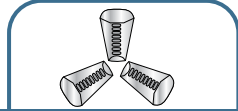
Large Flange, Open End

Part #	Size	Ctn Qty	Wght Lbs/M	Part #	Size	Ctn Qty	Wght Lbs/M
Part Number Comparison at www.kanebridge.com							
XS-06075	6-32-.075	1,000	2.25	XS-14080	1/4-20-.080	1,000	9.70
XS-06120	6-32-.120	1,000	2.60	XS-14140	1/4-20-.140	1,000	10.30
XS-06160	6-32-.160	1,000	2.60	XS-14200	1/4-20-.200	1,000	10.90
				XS-14260	1/4-20-.260	1,000	10.15
XS-08075	8-32-.075	1,000	2.81	XS-31125	5/16-18-.125	1,000	15.33
XS-08120	8-32-.120	1,000	3.00	XS-31200	5/16-18-.200	1,000	17.25
XS-08160	8-32-.160	1,000	3.30	XS-31275	5/16-18-.275	1,000	21.10
XS-10080	10-24-.080	1,000	4.50				
XS-10130	10-24-.130	1,000	4.90	XS-37115	3/8-16-.115	1,000	25.17
XS-10180	10-24-.180	1,000	5.10	XS-37200	3/8-16-.200	1,000	26.60
				XS-37285	3/8-16-.285	1,000	33.20
XS-11080	10-32-.080	1,000	4.50				
XS-11130	10-32-.130	1,000	4.90				
XS-11180	10-32-.180	1,000	4.63				

RIVET GUN SHAFT

Replacement Part for K-20 Rivet Gun

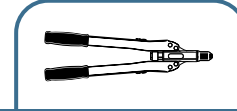
Part #	For Rivet Gun Size	Ctn Qty	Wght Lbs/Ea	Part #	For Rivet Gun Size	Ctn Qty	Wght Lbs/Ea
710060	K20	1	0.01				



RIVET GUN JAWS

3-Piece Replacement Part set for Rivet Guns

Part #	For Rivet Gun Size	Ctn Qty	Wght Lbs/Set
710011	K20	1	0.19

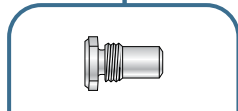


For pulling rivets up to and including 1/4" diameter

BLIND RIVET HAND GUN

Heavy Duty Tool
All Steel Construction
Includes 4 nosepieces: 3/32 & 1/8 (same pc.), 5/32, 3/16 and 1/4" diam.

Part #	Size	Ctn Qty	Wght Lbs/Ea
RIVGUNL	K20	1	3.98

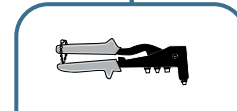


Item marked with "•" is specifically for pulling Steel Rivets of 3/16" diameter

RIVET GUN NOSEPIECE

Replacement Part for K-20 & HT-18 Rivet Guns

Part #	For Rivet Gun Size	Ctn Qty	Wght Lbs/Ea
717001	K20 3/32-1/8	5	0.13
717002	K20 5/32	5	0.13
717004	K20 3/16	5	0.13
717005	K20 3/16	5	0.13
717007	K20 1/4	5	0.13



For pulling rivets up to and including 3/16" diameter

BLIND RIVET HAND GUN

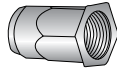
Lightweight Industrial Quality Tool
Front Handle: Cast Aluminum / Rear Handle: Steel
Includes 4 nosepieces: 3/32 & 1/8 (same pc.), 5/32 and 3/16 (2 pcs)

Part #	Size	Ctn Qty	Wght Lbs/Ea
RIVGUNO	HT-18	1	1.12

Blind Threaded Inserts:

Steel Zinc Yellow • Aluminum • Stainless Steel

Steel, Zinc Yellow




HEX BODY, THIN HEAD THREADED INSERTS (RIVET NUTS)

Radius Corner Hex Body, Open End

Part #	Thread Size x Grip	Ctn Qty	Wght Lbs/M	Part #	Thread Size x Grip	Ctn Qty	Wght Lbs/M
Part Number Comparison at www.kanebridge.com							
HS-M43.00Y	M4X0.7X3.00	2,000	3.40	HS-M63.00Y	M6X1.0X3.00	2,000	8.91

Steel, Zinc Yellow




ROUND RIBBED BODY, SMALL HEAD THREADED INSERTS (RIVET NUTS)

Small Flange, Thin Wall, Open End

Part #	Thread Size x Grip	Ctn Qty	Wght Lbs/M	Part #	Thread Size x Grip	Ctn Qty	Wght Lbs/M
Part Number Comparison at www.kanebridge.com							
LS-M43.20SY	M4X0.7X3.20	2,000	3.18	LS-M103.56SY	M10X1.50X3.56	1,000	14.70
LS-M63.20SY	M6X1.0X3.20	2,000	8.80	LS-M106.06SY	M10X1.50X6.06	1,000	15.80
LS-M65.70SY	M6X1.0X5.70	1,000	9.80				

Steel, Zinc Yellow




ROUND RIBBED BODY, FLAT HEAD THREADED INSERTS (RIVET NUTS)

Large Flange, Open End

Part #	Thread Size x Grip	Ctn Qty	Wght Lbs/M	Part #	Thread Size x Grip	Ctn Qty	Wght Lbs/M
Part Number Comparison at www.kanebridge.com							
XS-M43.20SY	M4X0.7X2.00	2,000	3.50	XS-M65.70SY	M6X1.0X5.70	2,000	10.00
XS-M53.20SY	M5X0.8X3.20	2,000	4.58	XS-M83.20SY	M8X1.25X3.20	1,000	22.00
XS-M55.70SY	M5X0.8X5.70	2,000	4.85	XS-M103.56SY	M10X1.50X3.56	1,000	19.07

Aluminum Alloy # 5056




FLAT HEAD THREADED INSERTS (RIVET NUTS)

Large Flange, Open End

Part #	Thread Size x Grip	Ctn Qty	Wght Lbs/M	Part #	Thread Size x Grip	Ctn Qty	Wght Lbs/M
Part Number Comparison at www.kanebridge.com							
XA-M42.00	M4X0.7X2.00	2,000	0.93	XA-M63.50	M6X1.0X3.50	2,000	3.30
XA-M43.00	M4X0.7X3.00	2,000	0.98	XA-M65.00	M6X1.0X5.00	2,000	3.50
XA-M53.50	M5X0.8X3.50	2,000	2.05	XA-M85.00	M8X1.25X5.00	1,000	5.05
XA-M55.00	M5X0.8X5.00	2,000	2.10	XA-M87.00	M8X1.25X7.00	1,000	5.20

Steel, Zinc Yellow

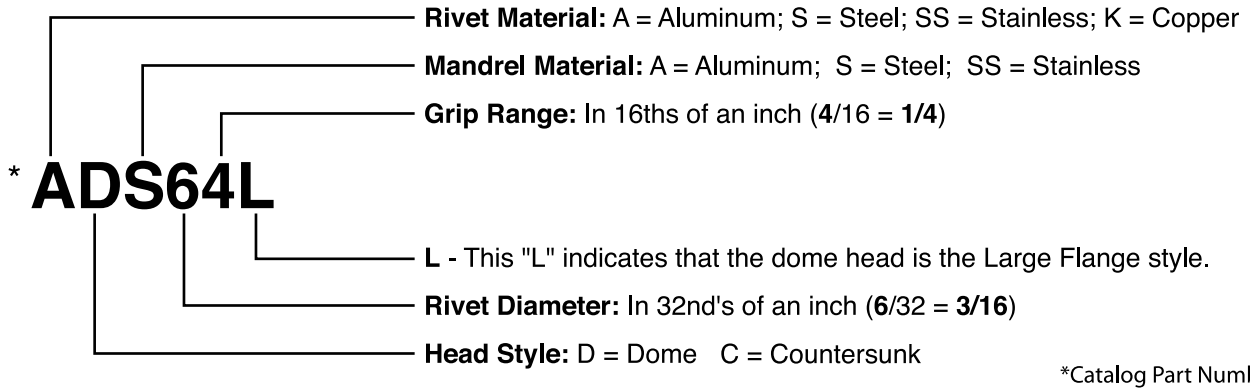


ROUND BODY, FLAT HEAD THREADED INSERTS (RIVET NUTS)

Large Flange, Open End

Part #	Thread Size x Grip	Ctn Qty	Wght Lbs/M	Part #	Thread Size x Grip	Ctn Qty	Wght Lbs/M
Part Number Comparison at www.kanebridge.com							
XS-M42.00Y	M4X0.7X2.00	2,000	2.88	XS-M63.50Y	M6X1.0X3.50	2,000	9.88
XS-M43.00Y	M4X0.7X3.00	2,000	3.00	XS-M65.00Y	M6X1.0X5.00	2,000	10.25
XS-M53.50Y	M5X0.8X3.50	2,000	6.10	XS-M85.00Y	M8X1.25X5.00	1,000	7.12
XS-M55.00Y	M5X0.8X5.00	2,000	1.73	XS-M87.00Y	M8X1.25X7.00	1,000	7.62

Specifications
for Rivet Nuts
 are also found in the
6th Edition of the
Kanebridge Fastener
Specification Guide,
pages 328-333 &
618-621.



Notes on Rivet Selection

Strength - The tensile and shear strengths required for an application must be determined and a rivet selected that meets those requirements.

Materials - Choose a rivet that is made of a metal with similar mechanical and physical properties as the materials being joined. This is especially critical in assemblies where higher temperatures and/or corrosive elements are present. Metal compatibility helps reduce the risks of galvanic corrosion and material fatigue.

Grip Range - Measure the total thickness of the materials being fastened. This is known as the "rivet grip". The grip ranges of the most commonly available rivets are listed in the table below. Sufficient rivet length is necessary for proper formation of the secondary head on the blind side of the assembly. Multi-grip rivets have wider grip ranges than standard break-stem blind rivets.

APPLICATION DATA FOR STANDARD BREAK-STEM BLIND RIVETS -- PROTRUDING HEADS											SAE J-1200			
Rivet Number	Grip Range	Barrel Length	Recommended Hole Size		Drill Size	Rivet Number	Grip Range	Barrel Length	Recommended Hole Size		Drill Size			
			Max	Min					Max	Min				
31	.020-.062	.187	0.100	0.097	#41	62	.020-.125	.325	0.196	0.192	#11			
32	.020-.125	.250				63	.126-.187	.387						
33	.087-.187	.312				64	.188-.250	.450						
34	.126-.250	.375				66	.251-.375	.575						
40	.010-.030	.150	0.133	0.129	#30	68	.376-.500	.700						
41	.020-.062	.212				610	.501-.625	.825						
42	.063-.125	.275				612	.626-.750	.950						
43	.126-.187	.337				614	.751-.875	1.075						
44	.188-.250	.400				616	.876-1.000	1.200						
45	.251-.312	.462				618	1.001-1.125	1.325						
46	.313-.375	.525				620	1.126-1.250	1.450						
48	.376-.500	.650				622	1.251-1.375	1.575						
410	.501-.625	.775				0.164	0.160	#20	82	.020-.125	.375	0.261	0.257	F
52	.020-.125	.300							84	.126-.250	.500			
53	.126-.187	.362	86	.251-.375	.625									
54	.188-.250	.425	88	.376-.500	.750									
56	.251-.375	.550	810	.501-.625	.875									
58	.376-.500	.675	812	.626-.750	1.000									
510	.501-.625	.800	814	.751-.875	1.125									
512	.626-.750	.925	816	.876-1.000	1.250									
516	.876-1.000	1.175												



KANEBRIDGE
CORPORATION

T (800) 222-9221
F (201) 337-2301
SALES@KANEBRIDGE.COM